



BEAUTIFUL NAME

SAMPLE

LESSON PLANS

“WHAT A BEAUTIFUL NAME”

Scripture quotations marked CSB are taken from the Christian Standard Bible®, Copyright © 2017 by Holman Bible Publishers. Used by permission. Christian Standard Bible® and CSB® are federally registered trademarks of Holman Bible Publishers.



© Copyright 2018 LifeWay Worship, Nashville, TN 37234.
All rights reserved. Printed in the United States of America.



Scripture Truth

Jesus' name is a powerful name.

“Blessing and honor and glory and power be to the one seated on the throne, and to the Lamb, forever and ever!” (Revelation 5:13, CSB).

NOTE: In addition to activities to teach the song, there are suggestions for ways to help the children learn the names of God and their meanings. If your time is limited, spread these activities out over several weeks. For example: When Scripture strips are to be read, only read a couple of them, and then repeat the activity during other sessions.



MUSIC

Teach the Verse and Chorus

- Print the Straight/Syncopated Rhythms (pp. 8-10) and display on the wall or board.
- Gather a drum and rhythm sticks.
- Explain that rhythms can be straight or syncopated (on the off beat).
- Have an older child or another teacher use a drum or rhythm sticks to establish a steady beat that is not too fast. If these instruments are not available, establish the steady beat by clapping hands.
- While the steady beat is being played or clapped, clap one of the rhythms.
- Guide the children to echo clap the rhythm.
- Ask a volunteer to determine if the rhythm is straight or syncopated.
- * Repeat this process until all rhythms have been clapped.
- Explain that “What a Beautiful Name” has both straight and syncopated rhythm phrases.
- Echo sing each phrase in the Verse and Chorus.

- After each phrase is sung, ask a volunteer to determine if it is straight or syncopated.

- Verse

- * 1st phrase—straight at the beginning and then syncopated
- * 2nd phrase—straight
- * 3rd phrase—syncopated
- * 4th phrase—straight

- Chorus

- * 1st phrase—straight
- * 2nd phrase—straight
- * 3rd phrase—syncopated
- * 4th phrase—straight
- * 5th phrase—straight
- * 6th phrase—straight
- * 7th phrase—syncopated



MUSIC Teach the Form

NOTE: If your choir is made up of older children, consider printing the “What a Beautiful Name” lead sheets to show the music signs on the staff.



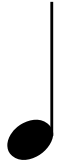
- Print and cut apart the Form Crowns (pp. 11-14).
- Explain that learning the form of a song is part of music reading, and that knowing the form will make it easier for us to learn the song.
- Say, *We will use A for the Verses, B for the Choruses, and C for the Bridge.*
- Play the track. Pause it after each section and display the Form Crown for that section.
- Continue this process until all Form Crowns have been used.

- Here is the order in which the Form Crowns should be placed:
 - Verse 1—A
 - Chorus 1—B
 - Verse 2—A
 - Chorus 2—B
 - Bridge 1—C1
 - Chorus 3—B
 - Bridge 2—C2
 - Chorus 4—B with Coda
- Explain that a Coda is the ending of a song. A Coda sometimes uses repeated phrases, like this song does.
- After all Form Crowns have been displayed, sing through “What a Beautiful Name.”

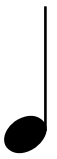




WORSHIP MOMENT

- Print and cut apart the “What a Beautiful Name” Phrase Strips (pp. 15-16).
- Distribute the Phrase Strips.
- Guide the children to put the phrases together to finish the sentences in Verse 1, Verse 2, and Chorus 1.
- Choose a section of the song to focus on and explain what the words or phrases mean. (Use the responsive reading in the lesson plan to help with Bible verses to explain phrases.)
- Choose one of the Choruses to sing as praise to Jesus.



SAMPLE





“You were the Word at the beginning,”

“one with God, the Lord Most High.”

“Your hidden glory in creation,”

“now revealed in You, our Christ.”

“What a beautiful name it is,”

“what a beautiful name it is,”

“the name of Jesus Christ, my King.”

“What a beautiful name it is,”

“nothing compares to this.”

“What a beautiful name it is,”

“the name of Jesus.”

Jesus was the Word before creation and was equal with God.

Jesus is the radiance of God's glory and the exact expression of His nature.

"In the beginning was the Word, and the Word was with God, and the Word was God" (John 1:1, CSB).

"The Son is the radiance of God's glory and the exact expression of his nature" (Hebrews 1:3, CSB).

Jesus became flesh and dwelt among us.

No one can separate us from the love of Jesus!

"The Word became flesh and dwelt among us" (John 1:14, CSB).

"I am persuaded that neither death nor life, nor angels nor rulers, nor things present nor things to come, nor powers, nor height nor depth, nor any other created thing will be able to separate us from the love of God that is in Christ Jesus our Lord" (Romans 8:38-39, CSB).

“What a Beautiful Name”

Responsive Reading

Reader 1: Jesus was the Word before creation and was equal with God.

All: What a beautiful name it is!

Reader 2: Jesus is the radiance of God’s glory and the exact expression of His nature.

All: What a beautiful name it is!

Reader 3: Jesus became flesh and dwelt among us.

All: What a wonderful name it is!

Reader 4: No one can separate us from the love of Jesus!

All: What a wonderful name it is!

Reader 5: Jesus paid the debt of sin as the veil in the temple tore from top to bottom.

All: What a powerful name it is!

Reader 6: Jesus conquered death and was raised to life. He is seated at the right hand in the heavens far above every ruler and power.

All: What a powerful name it is!

Reader 7: Jesus was given a name that is above every name.

All: What a beautiful name, what a wonderful name, what a powerful name, the name of Jesus!

Lead Sheet

What a Beautiful Name

BEN FIELDING/BROOKE LIGERTWOOD

♩ = 68

VERSE 1

D⁵D⁵

5 *p* You were the Word at the be-gin - ning, one with
 God, the Lord Most High. Your hid-den glo - ry in cre - a -
 8 - tion, now re - vealed in You, our Christ. What a beau-ti - ful name it is,

CHORUS 1

D

A

Bm

A

11 what a beau-ti - ful name it is, the name of Je - sus Christ, my King.
 14 *G* What a beau-ti - ful name it is, noth-ing com - pares to this.
 16 *A* What a beau-ti - ful name it is, the name of Je - sus. *Bm* *A* *G*

VERSE 2

D

mp

G

Bm

20 You did-n't want heav-en with-out us, so, Je - sus, You brought heav - en
 23 *A* down. *Bm* My sin was great, *A* Your love was great - er. *D* What could

What a Beautiful Name

You were the Word at the beginning,
One with God, the Lord Most High.
Your hidden glory in creation,
Now revealed in You, our Christ.

What a beautiful name it is, what a beautiful name it is,
The name of Jesus Christ, my King.
What a beautiful name it is, nothing compares to this.
What a beautiful name it is, the name of Jesus.

You didn't want heaven without us,
So, Jesus, You brought heaven down.
My sin was great, Your love was greater.
What could separate us now?

What a wonderful name it is, what a wonderful name it is,
The name of Jesus Christ, my King.
What a wonderful name it is, nothing compares to this.
What a wonderful name it is, the name of Jesus.
What a wonderful name it is, the name of Jesus.

Death could not hold You, the veil tore before You.
You silence the boast of sin and grave.
The heavens are roarin', the praise of Your glory,
For You are raised to life again.

You have no rival, You have no equal.
Now and forever, God, You reign.
Yours is the kingdom, Yours is the glory.
Yours is the name above all names.

What a powerful name it is, what a powerful name it is,
The name of Jesus Christ, my King.
What a powerful name it is, nothing can stand against.
What a powerful name it is, the name of Jesus.

What a Beautiful Name

BEN FIELDING/BROOKE LIGERTWOOD

♩ = 68

VERSE 1

p

You were the Word at the be-gin-

*D*⁵

p

- ning, one with God, the Lord Most High.

What a Beautiful Name - Piano Lead Sheet - 2 of 10

7

Your hid-den glo - ry in cre-a - tion, now re - vealed in You, our

D⁵

This system contains the first two staves of music. The top staff is the vocal line, and the bottom staff is the piano accompaniment. The key signature is D major (two sharps). The time signature is 4/4. The lyrics are: "Your hid-den glo - ry in cre-a - tion, now re - vealed in You, our". A chord symbol "D⁵" is written below the piano accompaniment staff.

10

Christ. What a beau-ti - ful name it is, what a beau-ti - ful name it is,

CHORUS 1

D

This system contains the next two staves of music. The top staff is the vocal line, and the bottom staff is the piano accompaniment. The lyrics are: "Christ. What a beau-ti - ful name it is, what a beau-ti - ful name it is,". A box labeled "CHORUS 1" is placed above the vocal line. A chord symbol "D" is written below the piano accompaniment staff.

12

the name of Je - sus Christ, my King. What a beau-ti - ful name it is,

A Bm A G

This system contains the final two staves of music. The top staff is the vocal line, and the bottom staff is the piano accompaniment. The lyrics are: "the name of Je - sus Christ, my King. What a beau-ti - ful name it is,". Chord symbols "A", "Bm", "A", and "G" are written below the piano accompaniment staff.

What a Beautiful Name - Piano Lead Sheet - 3 of 10

noth-ing com - pares to this. What a beau-ti - ful name it is,

D F# A

15

the name of Je - sus.

Bm A G

17

VERSE 2

mp
You did-n't want heav-en with-out us, so, Je-sus, You brought heav - en

D G Bm

mp

20