



The Quest

-FOR KIDS-

AN EXPEDITION TOWARD A DEEPER
RELATIONSHIP WITH GOD

BETH MOORE



The Quest

GROWING CLOSER TO GOD
IS OUR QUEST

Through this study, children can...

DISCOVER

that there is no one like God and He wants to interact with His creation, especially people.

UNDERSTAND

how sin distorts our relationship with God, but that God made a plan to restore us to Him.

REALIZE

the importance of questions in growing closer to God.

Key Verse:

"Ask, and it will be given to you. Seek, and you will find. Knock, and the door will be opened to you."

Matthew 7:7

EMBARK

YOU WILL NEED:

- "Administration Guide and Question Words" (Item 1)

TO DO:

- Post each question word in a different area of the room.

TEACHING TIP

If you teach a small group of kids, give each kid two craft sticks on which he can write his name. While the Questioner is counting, the other kids drop their sticks near two different question words. When the Questioner names his question word, any kid who has a stick near that word, picks it up to put in a pile in the middle. Play continues until only one stick is left. The student whose name is on that stick is the winner.

MEET THE QUESTIONER

- Welcome kids as they arrive.
- Call attention to the question words in the different areas of the room. Invite a volunteer to be the "Questioner" and to stand in the middle of the room. Mention that the Questioner will cover and close his eyes, count to ten, and call out one of the question words before opening his eyes. Explain that while the Questioner is counting, other kids will move to stand near a question word. When the Questioner calls his question word, any kids at that word will move to the center of the room and will count with the Questioner the next time he counts to ten. Play continues until only one kid is left. That kid becomes the new Questioner and all kids join the game for another round of play.
- Ask kids, "What are some questions that you ask every day? What are some questions you ask your parents? Teachers? Coaches? Church leaders? Pastor?"
- Mention that questions are an important part of this study and will help kids move further along in their adventure with God. Ask kids to share questions they already have about what will happen during their time in the study. Expect questions such as "Will we have snacks?"

EXPLORE

YOU WILL NEED:

- "Five Questions" (Item 2)
- "God Is ..." (Item 3)
- "My Prayer" (Item 4)
- "Matthew 7:7 Poster" (Item 7)
- Activity Books
- Two large sheets of paper
- Marker
- Pencils

TO DO:

- Print the words of Matthew 7:7 on one large paper.
- Print "My Prayer" for each kid you expect.

1. INTRODUCE THE QUEST

- Point out that when we think of quests, we think of brave adventures. Explain that a quest is a journey to find something. Ask: "Have you ever been on an adventure?"
- Say: "In our study, we will go on a quest to find answers to questions that will help us grow closer to God. We will have an adventure in God's Word, the Bible. The Bible is our instruction book on how to know God and how to live for Him. God wants us to go on an adventure with Him and grow closer to Him as we explore each day."
- Slowly draw a question mark on a large sheet of paper as kids guess what you are drawing. Note for the kids that the word quest is part of the word question. Ask whether kids think having a conversation without asking any questions would be easy or hard.
- Pair the kids. (*Be part of a pair yourself if needed.*) Instruct the kids to conduct a one-minute conversation with their partners without asking any questions. Time the conversations. Ask whether the task was easy or hard.
- Mention that in this quest, kids will use 5 main questions (where, who, what, why, how) to help them advance toward the goal of growing closer to God. Remark that the Bible contains many questions — about 3,300 of them! God asks questions of people. People ask questions of God. People ask each other questions.
- Ask kids why they think God would ask anyone questions when He already knows everything. After their answers, respond that one possible reason is that God, the One who made people, wants people to talk with Him. Note also that God

sometimes asks questions of people so that they will think about the questions, what God is trying to teach them, and how they will respond.

2. TELL THE BIBLE STORY

- ▶ Point out that questions are a big part of today's Bible story. Challenge the kids to draw a question mark in the air with their index fingers whenever they hear a question during the Bible story.
- ▶ Tell the following Bible story in your own words with your Bible open to Genesis 1–3.

GOD'S VERY GOOD PLAN / GENESIS 1–3

In the beginning, nothing existed except God. God went to work. He spoke and created light. He separated the water on earth from the water above the earth to make the sky.

God made the dry land and the seas. He commanded the earth to grow plants and trees. He placed the sun, moon, and stars in the sky.

God created all living things in the water and all birds that fly. He added animals to cover the earth. God looked down at His creation and knew that it was good.

God created people. He made people special. God created people in His own image. God made a man, Adam, from dust of the ground. He breathed into the man, and the man became alive. God took a rib from the man and created a woman. Adam named his wife Eve.

God instructed the man and woman to care for the garden where He had placed them and to take care of the earth. God warned Adam and Eve: "You may eat of any tree in the garden except that you must not eat of the tree of knowledge of good and evil. If you eat of this tree, you will die."

The serpent questioned Eve. (Use her name and give the kids a clue that you are asking the first question). "Did God really say that you cannot eat of any tree in the garden?" he asked. (Wait as kids finger-draw their question marks.)

Eve answered, "We can eat of any tree except the one in the middle of the garden. God told us we would die if we eat it or touch it."

Satan lied, "No! You won't die. God just knows that if you eat the fruit, you will be like Him, knowing good and evil."

The fruit of the tree looked so good. Eve thought about being as wise as God. She took some of the fruit and ate it.

She gave some to Adam to eat. He knew it was wrong to eat the fruit, but he ate it anyway.

Suddenly Adam and Eve realized they had no clothes on. They sewed leaves together to cover themselves. That evening, Adam and Eve heard God walking in the garden. They quickly hid themselves. God called to Adam, "Where are you?" (Wait as kids make their question marks.)

Adam answered, I heard you in the garden. I was afraid since I have no clothes on. So I hid."

God asked, "Who told you that you were naked? Did you eat of the tree I told you not to eat from?" (Wait for kids to make their question marks.)

Adam blamed Eve and God. "The woman You made for me gave me fruit and I ate it."

When God asked what she had done, Eve blamed the serpent. "The serpent tricked me," she said.

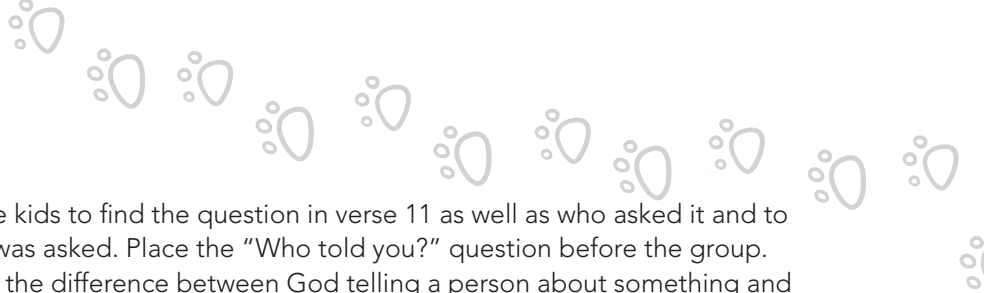
God punished the serpent. He punished Eve. He punished Adam. Yet, God also gave Adam and Eve hope. He promised that one day a descendant of Adam and Eve would crush the serpent.

3. MAKE THE CHRIST CONNECTION

- ▶ Since Adam and Eve, everyone has sinned against God. Our sin separates us from God. God promised that one of Eve's descendants would put an end to sin and death. God sent His Son, Jesus, to live as Adam didn't—perfectly sinless. God the Son came into the world to rescue people from sin and bring them back to God. Jesus came to earth on a quest to rescue you from sin.

4. STUDY THE BIBLE

- ▶ Guide the kids to locate Genesis 3 in their Bibles. Ask: Did God talk to people in the Bible? (Yes.)
- ▶ Call on a volunteer to read verses 8 and 9 aloud. Ask what kids heard God say. (A question)
- ▶ Place the "Where are you?" question before the group. Remind kids that God knows everything, and He knew exactly where Adam and Eve were. Emphasize that God wants people to come to Him and ask for forgiveness of their sins. God came to Adam and Eve so they could recognize their sin and ask for forgiveness.

- 
- ▶ Direct the kids to find the question in verse 11 as well as who asked it and to whom it was asked. Place the “Who told you?” question before the group. Point out the difference between God telling a person about something and Satan telling a person about something. Emphasize that Satan always tries to deceive people, and one way people can defeat him is to learn what God says about us, others, our pasts, and our futures. Hold your Bible as you remark that the Bible is God’s truth about these things.
 - ▶ God wanted Adam and Eve to ask for forgiveness. Instead they blamed the serpent and each other for their sin. Sin hurts not only our relationship with God, but also with each other.
 - ▶ Form small teams and give each one a “God Is ...” assignment. Direct teams to find and read their Bible verses and to tell what each one says about God. Call for reports of the teams. Ask: “When God said that He would send a chosen one to defeat the serpent, what was God promising to do?” (*send a Savior, Jesus*) “Why did God send Jesus?” (*to die for us, to save us*) Affirm kids in what they have learned.
 - ▶ Distribute an Activity Book to each child. Lead kids to complete page 8 as a review of today’s study of Genesis 1–3.

5. FOCUS ON THE MEMORY VERSE

- ▶ Explain to kids that we know God not only sent Jesus on a quest, but that Jesus asked questions. Tell kids to listen to the verse you are going to read about Jesus and to draw a question mark in the air when they hear about Jesus asking questions. Read Luke 2:45-47.
- ▶ Ask: “Why do you think Jesus asked questions?” (*pause for answers*) Explain that Jesus was very good at asking questions later as a grown man, too. Jesus asked questions for the same reason God did in the Old Testament. He wanted people to think about the question, what He was trying to teach them, and how they would respond.
- ▶ Ask: “Do you think God wanted people to know about His rescue mission?” (*Yes, He told them many times*) “We are going to talk several times about how Jesus loves us and wants us to be forgiven. Let’s learn a verse about how Jesus told us to ask questions!”
- ▶ Lead the kids to read the display of Matthew 7:7. Explain that these words were spoken by Jesus as He taught His followers. Ask what words in the verse relate to questions. If the kids do not mention knock along with ask and seek, point out that knock refers to asking to enter.

- ▶ Suggest that kids use hand motions to help them learn the verse. Possible actions are finger-drawing question marks for ask, shielding eyes like binoculars for seek, and pantomiming knock. Lead the kids to repeat the verse several times using the hand motions.
- ▶ Invite kids to turn in their Activity Books to p. 8. Lead them to complete the “Matthew 7:7 Puzzle.” Be sure to point out how the beginning letters of ask, seek, and knock spell ASK.

6. PRAY

- ▶ Distribute “My Prayer” pages. Note for kids that the different spaces are labeled with questions God is asking everyone. They are much like the questions God asked Adam and Eve in Genesis 3. Make sure kids understand what each of the questions is asking of them. Assure kids they will learn more about these questions during other sessions of the study.
- ▶ Direct kids to complete these pages and use them as they pray silently to God. Urge the kids to pray, thanking God for sending Jesus as part of His great rescue plan, that He loved us that much, and that He wants us to have a relationship with Him.
- ▶ Tell the group that for several minutes, kids will spread out in the room to work in silence answering the questions on the page and talking to God about what they wrote.
- ▶ After a few minutes, or when you notice most kids are finished praying, call the group back together and transition to small group activities.

ENGAGE

- ▶ Transition kids into small groups, dividing them into an older group and a younger group. If you have a large group of either older or younger kids, form groups of about 5 or 6 kids. Distribute the Activity Books and pencils. Direct the boys and girls to write their names on the outside front cover.
- ▶ Complete “Dig Deeper” in this week’s Activity Book together. As time permits, guide kids to complete additional activities until time to begin the application activities.

ENGAGE ACTIVITY 1: CREATE AND PLAY "I QUESTION"


YOU WILL NEED:

- Sheets of paper (either copy paper or construction paper work well)
- Markers
- Large sheet of paper
- Scissors
- Number cube

TO DO:

- Create game pieces by printing point numbers (100, 400, 500, etc.) and game instructions such as Move forward 2 spaces or Say Memory Verse for 200 points on separate sheets of paper.

- Suggest the group make a special pathway game to help them recall facts about the Bible story, the memory verse, and the quest to be close to God.
- Ask the kids what questions they could ask about today's Bible story using who as the first word. Print kids' responses on a large sheet of paper. Continue with the question word *where* and then other questions kids think of related to today's study. If no one suggests asking how many questions are included in the Bible, suggest it yourself. Then remind kids the Bible has about 3,300 questions.
- Distribute sheets of paper. If you have fewer than 8 children, give each child two or three sheets to prepare for the game. Guide the boys and girls to make a large question mark on the floor using the sheets of paper, mixing the points and instructions. Allow one kid to cut out a large circle and to print Finish on it. Place the circle at the bottom of the question mark path.
- Separate the group into two teams. Call on a student to toss the cube and step onto the question mark path to move that many steps. If the student lands on a "points" card and can answer the first question on the large paper, the team is awarded the points. If the student lands on an "instruction card," she must first follow the instructions and then answer a question. If correct, the team is awarded 100 points. When a second player takes a turn, he tosses the cube, changes places with the child on the question mark, and moves forward the number of steps indicated. If a child answers a question incorrectly, play moves to the next kid. Keep playing in this manner until the team reaches the dot at the end of the question mark.
- If time allows, play the game again, mixing up the papers that make up the pathway.
- Lead the group to recall the five questions they are learning to use in their quest for growing closer to God.



- Lead the group in prayer, asking God to help kids learn how to have a closer relationship with God as they learn how to ask God questions and to listen to the answers.

ENGAGE ACTIVITY 2: MAKE AN “INQUIRING MINDS” WALL DISPLAY

YOU WILL NEED:

- “Inquiring Minds Assignments” (Item 5)
- Tape (painter’s tape is especially good for use on walls)
- Three half-sheets of construction paper
- Markers

- Explain that the many questions in the Bible (about 3,300) are asked. Most questions are from God to people, people to God, and people to people. Emphasize that God is pleased when people ask Him questions in an effort to know more about Him. Even when people ask God questions that seem to show disbelief, they are continuing their relationship with Him and can come to belief.
- Suggest that kids make a wall display sharing information about several Bible questions. Assist kids in attaching two long vertical lengths of tape to the wall about 2 feet apart. Distribute three half-sheets of construction paper. Ask one person to print on one sheet “Who asked the question?” Another kid can print “What question was asked?” A third student can print “To whom was the question asked?” Place the first question to the left of the left hand length of tape, the second between the tape lines, and the last one to the right of the right hand length of tape. Note for kids that they now have three columns with titles.
- Direct the kids to work in pairs choosing an assignment card, reading the Bible passage, deciding on answers, and attaching the answers to the correct column on the wall. Give guidance as needed, but let kids work on their own as much as possible. Pairs may work on additional assignments as time allows.
- Review the completed wall display with the kids. Remind them that questions can help them grow closer to God. Together name the major questions kids studied during this session. Remind kids they will be studying during the week ahead about these questions and answers in their Activity Books.



EXAMINE

YOU WILL NEED:

- "Review Questions" (Item 6)
- Bible
- Activity Book
- Two paper plates per kid
- Two craft sticks per kid
- Markers

- Form a circle. Invite the kids to play "I'm Going on an Adventure." Explain you will start, "I'm going on an adventure, and I'm going to take a compass," and the next person will repeat your statement and add what he will take.
- Play continues as each player down the line repeats each previous player's answer and then adds his own.
- Remind kids that their quest to grow closer to God is a real-life adventure and also needs equipment. Remark that the only tool people must have for their quest is something that can only be used when it is open. Let kids guess what it is. If no one guesses correctly, add that the item is found in most homes and is both old and new. Emphasize the Bible is the item needed for this quest.
- Hold up an Activity Book. Tell kids this book is designed to help them along on their adventure. People must plan time daily to pray and read the Bible.
- Suggest the group pray, thanking God for wanting to have a relationship with them. Ask for a volunteer to pray aloud, or pray yourself.
- Review this session's Bible story with a game: Give each kid two paper plates and two craft sticks. Assign each kid two numbers (so that you have the numbers from 1 to double the number of kids you have). Let the kid print each number on a different plate and on a different stick. Collect the sticks. Direct the kids to form a large circle with the plates. As you clap your hands, kids will walk around the plates to the right. When you stop clapping, the kids move to stand beside one plate. Choose one number stick. The kid beside that number answers a review question. If no kid is beside the stick called, the entire group repeats Matthew 7:7 together. Play until parents arrive.
- As kids leave, remind them to complete this week's Activity Book pages.



The Quest

-FOR KIDS-

AN EXPEDITION TOWARD A DEEPER
RELATIONSHIP WITH GOD

BETH MOORE



The Quest

GROWING CLOSER TO GOD
IS OUR QUEST

*Quest - an act of seeking:
a search in order to find or get something*

THROUGHOUT THIS STUDY, TOGETHER WE WILL BE ON A QUEST TO GROW CLOSER TO GOD. THE BIBLE TELLS US GOD HAS ALSO BEEN ON A QUEST TO SAVE US AND BRING US CLOSER TO HIM.



GOD'S VERY GOOD PLAN

In the beginning, nothing existed except God. God went to work. He spoke and created light. He separated the water on earth from the water above the earth to make the sky. God made the dry land and the seas. He commanded the earth to grow plants and trees. He placed the sun, moon, and stars in the sky.

God created all living things in the water and all birds that fly. He added animals to cover the earth. God looked down at His creation and knew that it was good.

God created people. He made people special. God created people in His own image. God made a man, Adam, from dust of the ground. He breathed into the man, and the man became alive. God took a rib from the man and created a woman. Adam named his wife Eve.

God instructed the man and woman to care for the garden where He had placed them and to take care of the earth. God warned Adam and Eve: "You may eat of any tree in the garden except that you must not eat of the tree of knowledge of good and evil. If you eat of this tree, you will die."

The serpent questioned Eve. "Did God really say that you cannot eat of any tree in the garden?" he asked. Eve answered, "We can eat of any tree except the one in the middle of the garden. God told us we would die if we eat it or touch it." Satan lied, "No! You won't die. God just knows that if you eat the fruit, you will be like Him, knowing good and evil."

The fruit of the tree looked so good. Eve thought about being as wise as God. She took some of the fruit and ate it. She gave some to Adam to eat. He knew it was wrong to eat the fruit, but he ate it anyway.

Suddenly Adam and Eve realized they had no clothes on. They sewed leaves together to cover themselves. That evening, Adam and Eve heard God walking in the garden. They quickly hid themselves. God called to Adam, "Where are you?"

Adam answered, "I heard you in the garden. I was afraid since I have no clothes on. So I hid." God asked, "Who told you that you were naked? Did you eat of the tree I told you not to eat from?" Adam blamed Eve and God. "The woman You made for me gave me fruit and I ate it." When God asked what she had done, Eve blamed the serpent. "The serpent tricked me," she said.

God punished the serpent. He punished Eve. He punished Adam. Yet, God also gave Adam and Eve hope. He promised that one day a descendant of Adam and Eve would crush the serpent. God clothed Adam and Eve in animal skins. God sent them from the garden.

—based on Genesis 1–3

RUN-AWAY ANIMAL TRACKS

Each animal track has an extra letter shown multiple times that doesn't belong. Find that letter (Hint: it always appears on the first print in the track) and cross it out. You will leave a trail that spells things from today's Bible story. Now, draw a line from each Bible word or phrase you've uncovered to the camping tent that describes it.

Tent 1 (Top Left): I AM THE ONE WHO RECEIVED THE WOMAN. I CAUSED HER TO THINK SHE COULD BE LIKE GOD!

Tent 2 (Top Right): I WAS A SPECIAL TREE IN GOD'S GARDEN. GOD TOLD THE PEOPLE NOT TO EAT MY FRUIT, BUT THEY DID IT ANYWAY.

Tent 3 (Middle Left): GOD ASKED ME, "WHERE ARE YOU?" EVEN THOUGH HE KNEW WHERE I WAS.

Tent 4 (Middle Right): I WAS TRICKED BY THE SERPENT, AND I DISOBEYED GOD.

Tent 5 (Bottom Right): ADAM AND EVE HID IN ME WHEN THEY REALIZED THEY HAD NO CLOTHES.

Now go back and find the letter you crossed out in each track. Write that letter in its corresponding circle to find a special word in this study. What is it and what does it mean?

○ ○ ○ ○ ○

QU PUZZLE

Fill in the crossword puzzle using the clues for words that begin with QU.

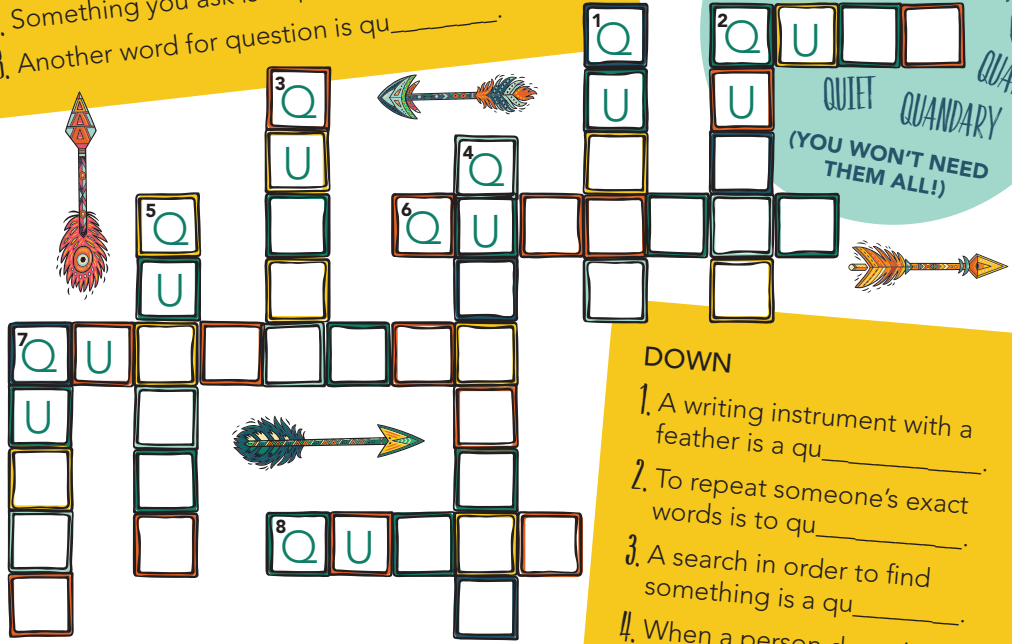
ACROSS

- A test is a qu_____.
- Something made well is good qu_____.
- Something you ask is a qu_____.
- Another word for question is qu_____.

HINT: SOME WORDS TO CHOOSE FROM -

QUERY QUALITY QUENCH QUOTE
 QUEST QUILL QUESTION QUARRY
 QUIZ QUIET QUANDARY

(YOU WON'T NEED THEM ALL!)



DOWN

- A writing instrument with a feather is a qu_____.
- To repeat someone's exact words is to qu_____.
- A search in order to find something is a qu_____.
- When a person doesn't know what to do, he is in a qu_____.
- Stopping a thirst by drinking something is to qu_____.
- Silence is qu_____.

Did you notice some qu- words that are important in this week's study? Choose three main words from the study and write them in with a pencil or pen. Tell a friend how they relate to the study. Some of the qu- words in the puzzle describe a good quiet time with God. Use them to fill in these blanks.

A PLACE WITHOUT NOISY DISTRACTIONS

LEARN TO BIBLE VERSES

PLAN YOUR DAY SO YOU HAVE TIME WITH GOD

QUERIES FOR THE QUEST

Query is another word for question. God asks us questions and listens to our questions to draw us closer to Him. These pages will guide you to use your Bible, to think about questions you have for God or ones He may have for you, and to journal your thoughts and feelings.

DAILY QUERY 1

- ▶ Read Genesis 1:26—2:17 and 3:1-9. What question did God ask Adam in Genesis 3:9? Write it here. _____
- ▶ If you had to answer where you are now in your relationship with God, where would you say you are? Circle where you are on this scale and explain why you chose that number.

Far From God	Close to God
1 2 3 4 5 6 7 8 9 10	

I chose this number because ... _____

DAILY QUERY 2

- ▶ Read Genesis 1:26-31
- ▶ One important question is "Who are You, Lord?" Write a few words here that Genesis 1:26-31 teaches about who God is.

- ▶ Finish by ending this sentence: Lord, nobody but You is ...

DAILY QUERY 3

- ▶ Read Genesis 3:2-7. What is Eve seeking or looking for in this passage?
- ▶ Sometimes we look for other things aside from what God has for us. Write a list of things you struggle with when trying to obey God.
- ▶ God, please help me to obey you when I am faced with ... _____

DAILY QUERY 4

- ▶ Read Genesis 3:8-10. Write the question God asks Adam and Eve.

- ▶ Write Adam's response to God- "I heard you in the garden and _____."

- ▶ Think about what makes you afraid. List some fears here: _____

- ▶ Now read 2 Timothy 1:7. List the four things God has given believers to use in fighting their fears.

1. _____ 2. _____ 3. _____ 4. _____

- ▶ Write about how these verses make you feel. Ask God any questions you have about your fears and facing them. Thank God for the kind of help you are most glad He gives.

DAILY QUERY 5

- ▶ Assess Your Quest — Look back at each day's query. Think about what you learned and whether it changed how you think about God and growing closer to Him. Answer each of the following questions:

- ▶ What truth did I discover this week?

- ▶ What did I learn about myself and Jesus?

- ▶ Is there anything I realized I need to confess to God and change?



The Quest

-FOR KIDS-

AN EXPEDITION TOWARD A DEEPER
RELATIONSHIP WITH GOD

BETH MOORE



The Quest

GROWING CLOSER TO GOD
IS OUR QUEST

*Quest –
an act of seeking;
a search in order to find or get something*

THROUGHOUT THIS STUDY, TOGETHER WE WILL BE ON A QUEST TO GROW CLOSER TO GOD. THE BIBLE TELLS US GOD HAS ALSO BEEN ON A QUEST TO SAVE US AND BRING US CLOSER TO HIM.



GOD'S VERY GOOD PLAN

In the beginning, nothing existed except God. God went to work. He spoke and created light. He separated the water on earth from the water above the earth to make the sky. God made the dry land and the seas. He commanded the earth to grow plants and trees. He placed the sun, moon, and stars in the sky.

God created all living things in the water and all birds that fly. He added animals to cover the earth. God looked down at His creation and knew that it was good.

God created people. He made people special. God created people in His own image. God made a man, Adam, from dust of the ground. He breathed into the man, and the man became alive. God took a rib from the man and created a woman. Adam named his wife Eve.

God instructed the man and woman to care for the garden where He had placed them and to take care of the earth. God warned Adam and Eve: "You may eat of any tree in the garden except that you must not eat of the tree of knowledge of good and evil. If you eat of this tree, you will die."

The serpent questioned Eve. "Did God really say that you cannot eat of any tree in the garden?" he asked. Eve answered, "We can eat of any tree except the one in the middle of the garden. God told us we would die if we eat it or touch it." Satan lied, "No! You won't die. God just knows that if you eat the fruit, you will be like Him, knowing good and evil."

The fruit of the tree looked so good. Eve thought about being as wise as God. She took some of the fruit and ate it. She gave some to Adam to eat. He knew it was wrong to eat the fruit, but he ate it anyway.

Suddenly Adam and Eve realized they had no clothes on. They sewed leaves together to cover themselves. That evening, Adam and Eve heard God walking in the garden. They quickly hid themselves. God called to Adam, "Where are you?"

Adam answered, "I heard you in the garden. I was afraid since I have no clothes on. So I hid." God asked, "Who told you that you were naked? Did you eat of the tree I told you not to eat from?" Adam blamed Eve and God. "The woman You made for me gave me fruit and I ate it." When God asked what she had done, Eve blamed the serpent. "The serpent tricked me," she said.

God punished the serpent. He punished Eve. He punished Adam. Yet, God also gave Adam and Eve hope. He promised that one day a descendant of Adam and Eve would crush the serpent. God clothed Adam and Eve in animal skins. God sent them from the garden.

—based on Genesis 1–3

A-MAZE-ING FACTS

Draw a line through the maze to discover the answer to each question. Can you find all six paths? Hint: It helps to use a different color for each path!


The maze contains the following text and questions:

- 1** WHO TRICKED EYE INTO EATING THE FRUIT?
- 2** HOW WAS EVE TRICKED?
- 3** TO WHOM DID EVE GIVE FRUIT?
- 4** WHAT DID ADAM AND EVE DO WHEN GOD CAME THROUGH THE GARDEN?
- 5** WHAT DID GOD ASK ADAM AS HE CAME THROUGH THE GARDEN?
- 6** WHO DID ADAM BLAME FOR HIS SIN?

Other text within the maze includes: ADAM, THE SERPENT LIED TO HER., EYE, HIDE, WHERE ARE YOU?, and THE SERPENT.

BACKPACK TALK

Pack up for the quest! Fill in the blanks on the backpack using the words from the objects around it. Find out some things you can do to grow closer to God.



- ☑ Print your initials above the way you like best to get closer to God.
- ☑ Draw a star on one you will try to do this week.
- ☑ Put a check mark beside one you will try to do some place besides home.



Read Matthew 7:7-8. What three things does Jesus instruct His followers to do? When you take the first letter of each of those words, you find the word ASK. This word can help you remember to Ask, Seek (or search), and Knock. How cool is that?!

You don't really have to knock on an actual door to obey this verse. God wants you to be persistent in asking Him questions and seeking answers about Him. As you read your Bible to learn more and listen for God, you will be knocking to get more answers. Jesus was emphasizing the importance of keeping on asking and searching.

MY DAILY QUERIES

Queries? You may be asking, "What in the world are queries?" Then you would be querying! Queries are just another name for questions. At the end of each week's study, you will have two pages to use privately as you talk to God, ask Him questions, and seek to grow closer to Him.

Each day will have a Bible passage for you to read and think about. It may have questions to spark your thinking or explanations about the verses. Each day will have space for you to journal your thoughts, feelings, and questions to God. If you miss a day, just start where you left off the last time. Okay. Ready, set, query!

DAILY QUERY 1

Read Genesis 3:8-11 and underline the questions God asks:

Then the man and his wife heard the sound of the Lord God walking in the garden at the time of the evening breeze, and they hid from the Lord God among the trees of the garden. So the Lord God called out to the man and said to him, "Where are you?"

And he said, "I heard you in the garden, and I was afraid because I was naked, so I hid."

Then he asked, "Who told you that you were naked? Did you eat from the tree that I commanded you not to eat from?"

One of the reasons God asks questions even though He knows the answers is that He wants people to grow closer to Him.

- ▶ What are some questions you wish God would answer?
- ▶ Write down your questions or things you want to pray to God about.

DAILY QUERY 2

Read Genesis 1:26-27: Then God said, "Let us make man in our image, according to our likeness. They will rule the fish of the sea, the birds of the sky, the livestock, the whole earth, and the creatures that crawl on the earth." So God created man in his own image; he created him in the image of God; he created them male and female.

- ▶ Circle in this passage everything the Bible says about the people God created.
- ▶ God loves you! Make a list of your favorite things about yourself. Pray, thanking God for all the ways He has blessed you.

DAILY QUERY 3

Read Genesis 3:2-6: The woman said to the serpent, "We may eat the fruit from the trees in the garden. But about the fruit of the tree in the middle of the garden, God said, 'You must not eat it or touch it, or you will die.'" "No! You will not die," the serpent said to the woman. "In fact, God knows that when you eat it your eyes will be opened and you will be like God, knowing good and evil." The woman saw that the tree was good for food and delightful to look at, and that it was desirable for obtaining wisdom. So she took some of its fruit and ate it; she also gave some to her husband, who was with her, and he ate it.

- Circle the words that tell what Eve's choice was in this passage. What did she choose?
- Eve disobeyed God and did what she wanted. Is there a time when you have done the same? Write about that here.
- Ask God for forgiveness. He loves you and will forgive you.

DAILY QUERY 4

Read Genesis 3:8-10: Then the man and his wife heard the sound of the Lord God walking in the garden at the time of the evening breeze, and they hid from the Lord God among the trees of the garden. So the Lord God called out to the man and said to him, "Where are you?" And he said, "I heard you in the garden, and I was afraid because I was naked, so I hid."

- Circle the word that tells what Adam was feeling in the garden as he hid from God.
- Why was Adam afraid?
- There are different kinds of being afraid. Adam was afraid because he knew he had disobeyed God.
- When have you been most afraid? What might have helped you be less afraid?

Journal how you feel during times you are afraid. Tell God how these verses reassure you or what other kinds of help you want from Him. Ask for His guidance during frightening times.

DAILY QUERY 5

Read Psalm 139:14 and 16: I will praise you because I have been remarkably and wondrously made. Your works are wondrous, and I know this very well. Your eyes saw me when I was formless; all my days were written in your book and planned before a single one of them began.

- Think about how you are wonderfully made. Think about "how much more" God loves you than anyone else loves you.
- List several things you like about yourself.

ADMINISTRATION GUIDE

LEADER GUIDE

The Quest for Kids: An Expedition Toward a Deeper Relationship with God is a six-week Bible study designed to help a leader teach kids in grades 1-6 how to grow closer to God. The study can be used in church for any size group or in a family setting. This book provides detailed plans for each of the six meetings. Along with teaching plans, teaching supplies for each lesson are listed in the margin notes as well. During the six meetings, kids will learn that God wants to grow closer to them. They can learn how to grow closer to God through prayer, Bible study, journaling, praise, listening to God, and being honest with God. Kids will learn about men and women in the Bible who grew in their relationship with God: Adam and Eve, Abraham and Sarah, the disciples, Joseph, John and Peter, and King David.

ACTIVITY BOOKS

Because of the nature of the study, groups will want to provide an activity book for each child. *The Quest for Kids Younger Kids Activity Book* (005804823) and *The Quest for Kids Older Kids Activity Book* (005804821) include 48 pages of activities devised to guide kids to learn about and know God more. Games, activities, puzzles, prayer guides, and journaling pages are provided for younger kids to support each of the 6 meetings of *The Quest for Kids*. These books are designed for kids to use during the meeting and at home. They can work through the books and have fun as they learn how to go deeper in their relationship to God. (A copy of all journal pages are found on the CD-ROM and from the product home on lifeway.com for those who would like to send home copies of the journal pages each week instead of sending home the activity books on a weekly basis.)

PRINTABLES

Included in this Leader Guide is a CD-ROM filled with 38 printables to aid in teaching. These printables are also available on the product page for this Bible study on LifeWay.com.

- | | |
|--|---|
| 1. Administration Guide and Question Words | 20. Climb the Mountain |
| 2. Five Questions | 21. Difficult Situations |
| 3. God Is | 22. Matthew 7:10 Poster |
| 4. My Prayer | 23. Joseph's Life Cards |
| 5. Inquiring Minds Assignments | 24. Matthew 7:11 Poster |
| 6. Meeting 1 Review Questions | 25. Breakfast with Jesus Story Strips |
| 7. Matthew 7:7 Poster | 26. Serving Others Spinners |
| 8. Matthew 7:8 Poster | 27. Group Prayer |
| 9. Study the Bible Signs | 28. Meeting 5 Review Questions |
| 10. Text Message Abbreviations | 29. Flashlight and Mirrors Target |
| 11. Dress the Hiker Questions | 30. Psalm 119 References |
| 12. Dress the Hiker Chart | 31. Lamp and Light Reminders |
| 13. Dress the Hiker Items | 32. Names for Jesus |
| 14. Fill in the Blank Story | 33. Memorizing Bible Verses |
| 15. Bible-Study Assignment Cards | 34. Journal Pages |
| 16. Matthew 7:9 Poster | 35. Handling the Topic of Suffering with Kids |
| 17. Learning to Trust Bible Verses | 36. Younger Kids Parent Guide |
| 18. Learning to Trust Cards | 37. Older Kids Parent Guide |
| 19. CD Template | 38. Certificate of Completion |

ITEM 1. ADMINISTRATION GUIDE AND QUESTION WORDS

Instructions: Cut apart the question words. Post each strip in a different corner or area of the room. Use this item as directed in Meeting 1.

HOW DO I GET STARTED?

1. Pray. Ask God to guide your planning, preparation, teaching, and follow-up for the study. Thank God for the opportunity to teach boys and girls how to grow closer to Him throughout their lives. Pray that God will grant you great love for the children who will come to the study.
2. Choose, with your church staff, a meeting time and place. Consider meeting during a time when adults are already studying the adult Beth Moore study, *The Quest*. If you choose this plan, find out how long the adults will meet each week. If they meet for more than an hour, think about adding time for snacks as well as planning to use all of the suggested activities each week. However, kids can attend and learn from this study any time. Try to find a meeting area that is large enough for the number of kids you expect so they can play active games and have fun.
3. Gather resources. Order the resources mentioned above.
4. Recruit workers. Find at least one person to help you. Many churches require at least two adults in a room with kids. This is for both the kids' protection and yours. One worker for each 10 kids is a good goal. If you expect more than 15-18 kids, enlist enough workers to form two classes, possibly one for younger kids and one for older kids. Ask God to direct you to people who are experienced children's workers and faithful Christians. Explain to potential teachers what you expect from them, what their responsibilities would be for both planning and teaching, and the dates and times of the classes.
5. Determine your schedule. If possible, try to arrange 6 weeks in a row to maintain consistency in learning. If that is not possible, try to line up meeting weeks as close together as you can.
6. Plan ahead. Meet with other workers to decide who will do each part of the session. (See *What Happens at Each Meeting?* below.) Print out teaching aids from the CD-ROM. Cut apart items from the copies. Clip the pieces of each item together or place them in resealable bags. Gather supplies. A list of things needed for each activity is printed in the margin for each meeting.
7. Advertise. Consider the following suggestions:
 - Display promotional materials near the children's departments and near the departments of kids' parents. Since children cannot bring themselves to the meetings, be sure to place materials where parents will notice them. Be sure information about the time, date, place, and intent of the study are on the posters or other materials.
 - Vary the approaches. Use bulletin boards, handouts, announcements, newsletter articles, mailouts, phone calls, displays, posters, and anything else you think of!
 - Make it colorful. Color attracts attention to the message.
 - Start in plenty of time to build interest in the study for kids.

WHAT HAPPENS AT EACH MEETING?

Each meeting is divided into the following parts:

EMBARK (INTRODUCTION) — As soon as they arrive, kids will play games or do quick activities to peak their interest in what they will learn during the session.

EXPLORE (GROUP TIME) — Kids will hear a Bible story, learn about a specific part of their quest to grow closer to God, discover how to put into practice the specific ways they learn, review the memory passage, pray, and apply Biblical truths to their lives.

ENGAGE (APPLICATION) — Kids will participate in activities that help them internalize the learning and express ways they can use what they learn. Two activities are suggested for each meeting. You may use these in different ways: Form small groups to work with different teachers at the same time or conduct both activities consecutively. This is also a perfect time to go through the Activity Books to dive deeper into the discussion.

EXAMINE (CONCLUSION) — During this time, kids will review both the Bible story and the application of what they studied during the session. They will have a prayer time and end the session with an active game related to what they have studied.

SHARING THE GOSPEL

The ABCs of Becoming A Christian (CSB: 005125105) is sold in packs of 25 and provides helpful information about how to become a Christian. Also available in KJV (005125106).

The Gospel: God's Plan for Me (CSB: 005567177) is sold in packs of 10 and provides is a witnessing tool that emphasizes God's plan of salvation from Creation to Jesus and how we respond to the good news. Also available in ESV (005567178).

SHARING THE GOSPEL WITH KIDS

Some kids who study *THE QUEST FOR KIDS* may not have made a personal decision to accept Jesus as Savior yet. This study could present you with just the right setting for sharing God's plan with kids.

Consider these thoughts as you get ready to share.

- The ultimate goal of teaching the Bible is for a person to accept Jesus as his Savior when the Holy Spirit leads him to realize that he has sinned against God and is spiritually lost. The Holy Spirit is the leader in the experience, but believers have the responsibility of following the Spirit's leading.
- Some kids have already become Christians. Others will come to that decision at different times. Kid's workers lay the foundation for making that decision while at the same time not rushing a child into a decision she is not ready to make.
- Becoming a Christian is an individual matter and discussions about conversion are more effective when conducted individually. The child will feel freer to share true thoughts and feelings.
- Remember that each person comes to this decision as the Holy Spirit leads. People respond at different ages and with different backgrounds. Strive to know the kids you teach as individuals.
- The questions a child asks can signal a teacher that the child is considering the decision to follow Jesus. When she asks her questions, answer simply and without pushing the child to do more than she is ready to do. More than anything, these questions indicate the child's awareness of his need for God.
- If a kid indicates a desire to become a Christian, ask her to tell you what she feels. Use questions that require thoughtful answers rather than just yes or no. Use language the child understands.
- You might want to use these questions: Why do you want to become a Christian? What do you think a person has to do to become a Christian?
- Use your Bible as you share the gospel. After reading a Bible verse, be ready to explain the verse in your own words. Help the child understand unfamiliar terms such as repent. Refer to *The Gospel: God's Plan for Me* to help you know Bible verses to share and kid-friendly ways to explain how to become a Christian.
- Help the child know how he can respond. Use directions such as: Tell God you know you have sinned and are sorry. Ask God to forgive you for your sin, for wanting your way instead of God's way. Ask Jesus to become your Savior (the One who keeps you from being separated from God) and Lord (the One in charge). Again, refer to *The Gospel: God's Plan for Me* for good ways to help kids know what they can do.
- One common misconception for kids is that being baptized makes them a Christian. Be sure they know the difference between becoming a Christian, being baptized, and joining the church.
- Include parents or caregivers when possible. Tell them what led you to discuss salvation with their child. Explain where you think the child is in his spiritual journey e.g. becoming aware of a need for God, is thoughtfully considering how to respond, made a decision to accept Christ, or wants to be baptized.)
- Don't forget that children are very literal. Avoid symbolism.
- Prepare yourself ahead of time so you are ready to answer kids' questions as they arise. Be ready with Bible verses ready to use.
- Pray, pray, pray. Ask God's leadership as you help boys and girls grow in their understanding of salvation.

Some of the kids you teach may have Christian parents while others may not. How can you reach out to them?

- Cultivate friendship. During the study, make home visits to families you don't already know. Let them know of your interest in their child.
- Pray for the parents.
- Invite the parents to special events at church.
- Share parents' names with leaders in adult Sunday School classes.
- Minister to parents as you discover needs. This could be anything from a hot meal after a hospital stay or helping locate child care for a working mom.
- Present the gospel as you see opportunity. Use the plan listed above for kids.
- Share your own testimony. A one or two minute presentation is good. Keep it simple.



WHERE?



WHO?

ITEM 1. ADMINISTRATION GUIDE AND QUESTION WORDS

Instructions: Cut apart the question words. Post each strip in a different corner or area of the room. Use this item as directed in Meeting 1.



WHAT?



WHY?



WHEN?

HOW?

WHERE ARE
YOU?

ITEM 2. FIVE QUESTIONS

Instructions: Use these questions as instructed during Meeting 1.

© 2018 LifeWay Press

WHO TOLD
YOU THAT?

WHAT ARE YOU
LOOKING FOR?

WHY ARE
YOU AFRAID?

HOW MUCH
MORE!

1 KINGS 8:23

PSALM 89:6-8


DEUTERONOMY
3:24

ISAIAH 45:21B

ITEM 3. God Is ...

Instructions: Cut apart the assignment cards. Use them as suggested in Meeting 1.

© 2018 LifeWay Press



WHERE ARE YOU, GOD?

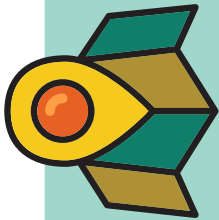
Name three places you know God is.

1.

2.


3.

Everywhere!



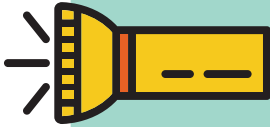
WHO ARE YOU?

God is ...



WHAT ARE YOU LOOKING FOR?

What do you want God to do?



WHAT ARE YOU AFRAID OF HAPPENING?



HOW MUCH MORE DOES GOD LOVE YOU?

more than

more than

more than

GENESIS 18:22b-23

NUMBERS 22:28

JOB 38:1,4

MATTHEW 2:1-2

LUKE 1:18

LUKE 10:36

JOHN 1:38a

JOHN 1:38b

ACTS 9:4

ACTS 16:30

Genesis 18:22-23 The men turned from there and went toward Sodom while Abraham remained standing before the LORD, Abraham stepped forward and said, "Will you really sweep away the righteous with the wicked?"

ABRAHAM

Genesis 18:22-23 The men turned from there and went toward Sodom while Abraham remained standing before the LORD, Abraham stepped forward and said, "Will you really sweep away the righteous with the wicked?"

WILL YOU REALLY SWEEP AWAY THE
RIGHTEOUS WITH THE WICKED?

Genesis 18:22-23 The men turned from there and went toward Sodom while Abraham remained standing before the LORD, Abraham stepped forward and said, "Will you really sweep away the righteous with the wicked?"

GOD

Numbers 22:28 Then the LORD opened the donkey's mouth, and she asked Balaam, "What have I done to you that you have beaten me these three times?"

BALAAM'S DONKEY

Numbers 22:28 Then the LORD opened the donkey's mouth, and she asked Balaam, "What have I done to you that you have beaten me these three times?"

WHAT HAVE I DONE TO YOU THAT YOU HAVE
BEATEN ME THESE THREE TIMES?

Numbers 22:28 Then the LORD opened the donkey's mouth, and she asked Balaam, "What have I done to you that you have beaten me these three times?"

BALAAM

Job 38:1,4 Then the LORD answered Job from the whirlwind "Where were you when I established the earth? Tell me, if you have understanding."

THE LORD

Job 38:1,4 Then the LORD answered Job from the whirlwind "Where were you when I established the earth? Tell me, if you have understanding."

WHERE WERE YOU WHEN I
ESTABLISHED THE EARTH?

Job 38:1,4 Then the LORD answered Job from the whirlwind "Where were you when I established the earth? Tell me, if you have understanding."

JOB

Matthew 2:1-2 After Jesus was born in Bethlehem of Judea in the days of King Herod, wise men from the east arrived in Jerusalem saying, "Where is he who has been born king of the Jews? For we saw his star at its rising and have come to worship him."

WISE MEN FROM THE EAST

Matthew 2:1-2 After Jesus was born in Bethlehem of Judea in the days of King Herod, wise men from the east arrived in Jerusalem saying, "Where is he who has been born king of the Jews? For we saw his star at its rising and have come to worship him."

WHERE IS HE WHO HAS BEEN BORN KING OF THE JEWS?

Matthew 2:1-2 After Jesus was born in Bethlehem of Judea in the days of King Herod, wise men from the east arrived in Jerusalem saying, "Where is he who has been born king of the Jews? For we saw his star at its rising and have come to worship him."

THE PEOPLE IN JERUSALEM

Luke 1:18 "How can I know this?" Zechariah asked the angel. "For I am an old man, and my wife is well along in years."

ZECHARIAH THE PRIEST

Luke 1:18 "How can I know this?" Zechariah asked the angel. "For I am an old man, and my wife is well along in years."

HOW CAN I KNOW THIS?

Luke 1:18 "How can I know this?" Zechariah asked the angel. "For I am an old man, and my wife is well along in years."

THE ANGEL, GABRIEL

Luke 10:36-37 "Which of these three do you think proved to be a neighbor to the man who fell into the hands of the robbers?" "The one who showed mercy to him," he said. Then Jesus told him, "Go and do the same."

JESUS

Luke 10:36-37 "Which of these three do you think proved to be a neighbor to the man who fell into the hands of the robbers?"
"The one who showed mercy to him," he said.
Then Jesus told him, "Go and do the same."

WHICH OF THESE THREE DO YOU THINK PROVED TO BE A NEIGHBOR TO THE MAN WHO FELL INTO THE HANDS OF THE ROBBERS?

Luke 10:36-37 "Which of these three do you think proved to be a neighbor to the man who fell into the hands of the robbers?"
"The one who showed mercy to him," he said.
Then Jesus told him, "Go and do the same."

AN EXPERT IN THE LAW WHO WANTED TO TEST JESUS (LUKE 10:25)

John 1:37-38a The two disciples heard him say this and followed Jesus. When Jesus turned and noticed them following him, he asked them, "What are you looking for?"

JESUS

John 1:37-38a The two disciples heard him say this and followed Jesus. When Jesus turned and noticed them following him, he asked them, "What are you looking for?"

WHAT ARE YOU LOOKING FOR?

John 1:37-38a The two disciples heard him say this and followed Jesus. When Jesus turned and noticed them following him, he asked them, "What are you looking for?"

THE TWO DISCIPLES FOLLOWING JESUS

John 1:37-38b The two disciples heard him say this and followed Jesus They said to him, "Rabbi" (which means "Teacher"), "where are you staying?"

THE TWO DISCIPLES FOLLOWING JESUS

John 1:37-38b The two disciples heard him say this and followed Jesus They said to him, "Rabbi" (which means "Teacher"), "where are you staying?"

WHERE ARE YOU STAYING?

John 1:37-38b The two disciples heard him say this and followed Jesus They said to him, "Rabbi" (which means "Teacher"), "where are you staying?"

JESUS

Acts 9:4 Falling to the ground, he heard a voice saying to him, "Saul, Saul, why are you persecuting me?"

THE LORD

Acts 9:4 Falling to the ground, he heard a voice saying to him, "Saul, Saul, why are you persecuting me?"

SAUL, SAUL, WHY ARE YOU PERSECUTING ME?

Acts 9:4 Falling to the ground, he heard a voice saying to him, "Saul, Saul, why are you persecuting me?"

SAUL

Acts 16:29-30 The jailer called for lights, rushed in, and fell down trembling before Paul and Silas. He escorted them out and said, "Sirs, what must I do to be saved?"

THE JAILER

Acts 16:29-30 The jailer called for lights, rushed in, and fell down trembling before Paul and Silas. He escorted them out and said, "Sirs, what must I do to be saved?"

SIRS, WHAT MUST I DO TO BE SAVED?

Acts 16:29-30 The jailer called for lights, rushed in, and fell down trembling before Paul and Silas. He escorted them out and said, "Sirs, what must I do to be saved?"

PAUL AND SILAS



HOW DID THE SERPENT DECEIVE OR TRICK EVE?

(Told her the fruit would make her like God, Genesis 3:3.)



WHAT DID EVE DO BECAUSE SHE BELIEVED THE SERPENT?

(She ate the fruit, Genesis 3:6.)



AFTER EVE ATE THE FRUIT, WHAT DID SHE DO?

(Convinced Adam to eat it, Genesis 3:6.)



WHAT HAPPENED AS SOON AS ADAM AND EVE ATE THE FRUIT?

(Both knew they were without clothes, Genesis 3:7.)



WHAT DID ADAM AND EVE DO WHEN THEY HEARD GOD IN THE GARDEN?

(Hid, Genesis 3:8.)



WHAT QUESTION DID GOD ASK ADAM WHEN ADAM HID?

(Where are you?, Genesis 3:9.)



WHAT REASON DID ADAM GIVE FOR HIDING?

(He had no clothes and was afraid, Genesis 3:10.)





HOW DID GOD CREATE EVERYTHING?
(He spoke everything into existence. Genesis 1.)



HOW DID GOD DESCRIBE EVERYTHING HE CREATED?
(It is good. Genesis 1.)



HOW ARE MAN AND WOMAN A SPECIAL CREATION OF GOD?
(Man and woman are created in the image of God. Genesis 1:27)



⁷
ASK, AND IT WILL BE
GIVEN TO YOU.

SEEK AND YOU
WILL FIND.

KNOCK AND THE
DOOR WILL
BE OPENED TO YOU.