



LEVEL UP

KIDS LEADER GUIDE
MEETINGS 1-18



**LEVEL UP
KIDS LEADER GUIDE
MEETINGS 1-18**

LifeWay Press®

© Copyright 2020 LifeWay Press®

No part of this work may be reproduced or transmitted in any form or by any means, electronic or mechanical, including photocopying and recording, or by any information storage or retrieval system, except as may be expressly permitted in writing by the publisher.

Requests for permission should be addressed in writing to
LifeWay Press®
One LifeWay Plaza
Nashville, TN 37234-0172

UPC 634337923215

Item 005821435

Dewey Decimal Classification Number: 268.432

Subject Heading: Discipleship—Curricula\God\Bible—Study

Dewey Decimal Classification Number: 248.82

Subject Heading: CHRISTIAN LIFE \ JESUS CHRIST—TEACHINGS

Printed in the United States of America

Kids Ministry Publishing
LifeWay Church Resources
One LifeWay Plaza
Nashville, Tennessee 37234-0172

Special Thanks to Our Writers:

Leslie Caldwell, Lauren Groves, Kelly Mize, and Donna Wright

We believe the Bible has God for its author; salvation for its end; and truth, without any mixture of error, for its matter and that all Scripture is totally true and trustworthy. To review LifeWay's doctrinal guideline, please visit lifeway.com/doctrinalguideline.

All Scripture quotations are taken from the Christian Standard Bible

© Copyright 2017 by Holman Bible Publishers. Used by permission.

TeamKID® is a registered trademark of LifeWay.

Contents

BOOK 1 MEETINGS 1-18

UNIT 1: HOW CAN WE KNOW THE TRUTH?

- 1. How Do We Find Truth?.....12
- 2. How Has God Revealed Himself?
(Part 1).....18
- 3. How Has God Revealed Himself?
(Part 2).....24
- 4. Can We Trust the Bible?30
- 5. Can We Know Right and Wrong?36
- 6. What About Other Religions?.....42

UNIT 2: WHO IS JESUS?

- 7. Who Is the Messiah?48
- 8. Is Jesus the Messiah?.....54
- 9. Who Does Jesus Say He Is? 60
- 10. Is Jesus Fully God?.....66
- 11. Is Jesus Fully Man?.....72
- 12. Why Did Jesus Need to Come?78

UNIT 3: DID JESUS' MINISTRY AND RESURRECTION REALLY HAPPEN?

- 13. What Was the Purpose of Jesus' Ministry?.....84
- 14. Why Are the Miracles of Jesus Important? 90
- 15. What Were Some of Jesus' Miracles?.....96
- 16. What Were Other Miracles Jesus Performed?102
- 17. Did Jesus' Resurrection Really Happen?.....108
- 18. Why Is the Resurrection of Jesus Important? 114

BOOK 2 MEETINGS 19-36

UNIT 4: WHAT IS OUR IDENTITY IN CHRIST?

- 19. Why Is Identity Important?..... 12
- 20. What Does God Say About Me?..... 18
- 21. Who Am I Apart from Christ?.....24
- 22. Who Am I in Christ?30
- 23. What Is My Purpose?.....36
- 24. How Is God Continuing to Transform Me?42

UNIT 5: IF GOD IS GOOD, WHY DO BAD THINGS HAPPEN?

- 25. Is God Really Good?.....48
- 26. Is God in Control?54
- 27. Why Do We Go through Hard Times? 60
- 28. Is God Near When I Am Hurting? ...66
- 29. How Do I Respond to Hard Times? 72
- 30. Will Hard Times Last Forever?.....78

UNIT 6: HOW CAN I TELL OTHERS ABOUT MY FAITH?

- 31. What Is Our Mission as Christians?.....84
- 32. Why Should We Tell Others About Jesus? 90
- 33. How Do We Point Others to Jesus? .96
- 34. What About People Who Haven't Trusted in Jesus?102
- 35. Who Should We Want to Trust in Jesus?108
- 36. What is the Big Story of the Bible?..... 114

DOES TEAMKID USE THE LEVELS OF BIBLICAL LEARNING?®

Absolutely! On the first page of each meeting, you will see both the Concept Area and the specific Level of Biblical Learning that session will cover for Younger Kids and Older Kids.

What are the *Levels of Biblical Learning*? *Levels of Biblical Learning* covers 10 biblical concept areas that children can learn as they study God's Word. The concept areas are presented through eight different age ranges, from infancy through the high school years, and reflect levels of understanding that follow how God designed children and students to learn. Learn more at lifeway.com/levelsofbiblicallearning.

➤ *Levels of Biblical Learning Poster (Pkg of 10) 9781535966092* — This handy Levels of Biblical Learning Poster is dual-sided, providing both a chart and infographic version of LifeWay Kids' Levels of Biblical Learning. The Levels of Biblical Learning concepts were developed by LifeWay Kids to provide teachers, parents, and ministers of preschoolers and children with milestones related to biblical knowledge from birth through high school. The *Levels of Biblical Learning* concepts form the foundation for Bible study in the Bible Studies for Life: Kids resources.

➤ *Growing in God's Word: Levels of Biblical Learning (Pkg of 10) 9781535966122* As preschoolers grow, their understanding of foundational truths grow with them. The *Growing in God's Word: Levels of Biblical Learning* booklet illustrates ten concepts that are the foundation of spiritual growth: God, Jesus, Holy Spirit, Bible, Salvation, Creation, Church, People, Family, Community and World. Twenty-three pages of content explain these foundations for Younger Preschool, Middle Preschool, Older Preschool, Younger Kids, Older Kids, Preteens, Middle School, and High School. Levels of Biblical Learning concepts also form the foundation for Bible study in the Bible Studies for Life: Kids resources.

DOES TEAMKID USE BIBLE SKILLS FOR KIDS?

Absolutely! On the first page of each meeting, you will see Bible Skills that session will cover for Younger Preschoolers and Older Preschoolers.

➤ *Bible Skills for Kids (Pkg of 10 posters and booklets) 9781462743803* — The 16-page *Bible Skills for Kids* booklet (9.5-x-7) provides information on how to teach Bible skills to preschoolers, handy lists of foundational Bible Stories for preschoolers and kids, the most important memory verses for preschoolers, and what to look for in a Bible for preschoolers. The *Bible Skills for Kids* dual-sided poster (7-x-19) provides both a chart and info-graphic format of Bible skill goals for four age groups: Younger Preschool, Older Preschool, Younger Kids, and Older Kids. *Bible Skills for Kids* was developed by LifeWay Kids to provide teachers, parents, and ministers of preschoolers and children with Bible Skill milestones.

HOW IS TEAMKID: LEVEL UP DIFFERENT?

As followers of Jesus, we are called to **Level Up**, to grow deeper in our relationship with Jesus and share the good news of the gospel with others. Through this volume of TeamKID, kids will discover key answers to the Christian faith as they go deeper in God's Word.

TeamKID: Level Up leads kids through a biblical study and practical application of key answers to questions of the Christian faith such as who Jesus is, the truth of the resurrection, and the promise that Jesus will return and make all things new.

MORE BIBLE!

- Bible Study: Each meeting includes a Bible story and teaching that helps kids grow in their foundational understanding of what it means to know and love Jesus.
- Bible Memory: Each meeting includes a memory verse connecting to that meeting's Bible truth.

MORE MISSIONS!

- Missions Videos: Missions videos are included to lead kids through six units of *TeamKID*.
- REACH OUT: Each week has its own missions experience that encourages kids to engage with what they are learning. Each meeting includes a mission focus with printable items and extras from the DVD-ROM and downloadable content.

MORE FUN!

- More Rec Games: TOURNAMENT activities are bigger and better than ever, which means more fun! The *TeamKID: Level Up Playbook* (005823685) includes six bonus unit games in this kit to resource you as you lead games with kids.
- WARM-UP: Each meeting kicks off with a fun arrival activity to build interest in the Bible truth for the day.

LEVEL UP

WHAT IS LEVEL UP?

Level Up means to aim higher, to grow stronger, and to build confidence. Kids are often challenged to reach for the next level in team sports, creative hobbies, and recreation. Imagine the possibilities of who kids could become when they are challenged to begin understanding answers to key questions of faith, beginning to cultivate strength and courage that lasts for eternity.

WHY LEVEL UP?

As kids understand more about Jesus and grow deeper in their faith, they learn to respond to the hope that is within them while moving towards the next level of spiritual growth. (1 Peter 3:15) Throughout this study, TeamKIDs will learn answers to valuable questions of faith, community, and culture like how they can know truth, who Jesus is, and how we can tell others about our faith. TeamKID: Level Up! leads preschoolers to explore key faith questions to help them to move to new levels of spiritual understanding.

HOW DID YOU DEVELOP THE LEVEL UP CONTENT?

TeamKID: Level Up is designed as the next level of discipleship for kids, going deeper into key questions of Christianity and helping kids give an answer for the hope within them. (1 Peter 3:15) The content was developed to be complementary to the *Preschool TeamKID: Level Up* for preschoolers ages 3-5.

The 36 meetings of TeamKID: Level Up lead kids to know more about key answers to questions about the Christian faith.

TEAMKID: LEVEL UP

HOW CAN WE KNOW THE TRUTH?

MEETING 1:

How Do We Find Truth?

MEETING 2:

How Has God Revealed Himself? (Part 1)

MEETING 3:

How Has God Revealed Himself? (Part 2)

MEETING 4:

Can We Trust the Bible?

MEETING 5:

Can We Know Right and Wrong?

MEETING 6:

What About Other Religions?

WHO IS JESUS?

MEETING 7:

Who Is the Messiah?

MEETING 8:

Is Jesus the Messiah?

MEETING 9:

Who Does Jesus Say He Is?

MEETING 10:

Is Jesus Fully God?

MEETING 11:

Is Jesus Fully Man?

MEETING 12:

Why Did Jesus Need to Come?

DID JESUS' RESURRECTION REALLY HAPPEN?

MEETING 13:

What Was the Purpose of Jesus' Ministry?

MEETING 14:

Why Are the Miracles of Jesus Important?

MEETING 15:

What Were Some of Jesus' Miracles?

MEETING 16:

What Were Other Miracles Jesus Performed?

MEETING 17:

Did Jesus' Resurrection Really Happen?

MEETING 18:

Why Is the Resurrection of Jesus Important?

WHAT IS OUR IDENTITY IN CHRIST?

MEETING 19:

Why Is Identity Important?

MEETING 20:

What Does God Say About Me?

MEETING 21:

Who Am I Apart from Christ?

MEETING 22:

Who Am I in Christ?

MEETING 23:

What Is My Purpose?

MEETING 24:

How Is God Continuing to Transform Me?

WILL JESUS REALLY MAKE ALL THINGS NEW?

MEETING 25:

Is God Really Good?

MEETING 26:

Is God in Control?

MEETING 27:

Why Do We Go through Hard Times?

MEETING 28:

Is God Near When I Am Hurting?

MEETING 29:

How Do I Respond to Hard Times?

MEETING 30:

Will Hard Times Last Forever?

HOW CAN I SHARE THE GOSPEL?

MEETING 31:

What Is Our Mission as Christians?

MEETING 32:

Why Should We Tell Others About Jesus?

MEETING 33:

How Do We Point Others to Jesus?

MEETING 34:

What About People Who Haven't Trusted in Jesus?

MEETING 35:

Who Should We Want to Trust in Jesus?

MEETING 36:

What Is the Big Story of the Bible?



T-SHIRTS!!

Available at lifeway.com/teamkid.



CLUB VERSE

Plan a regular time each meeting to say the TeamKID Club Verses: Proverbs 3:5-6 (in the version your club chooses).

CONNECTING WITH PARENTS



Every meeting contains a Parent Connection to send home and keep parents involved.

WHAT ABOUT MUSIC?

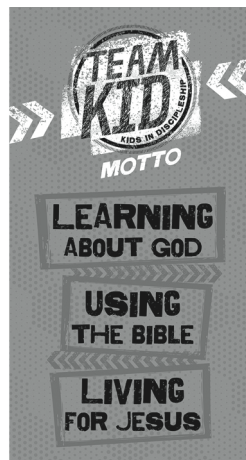


Use your favorite upbeat Christian music for your club and during activities. The TeamKID Club Song is available from iTunes. You may also want to use songs from Classic TeamKID volumes that you own.



CLUB MOTTO

Plan a regular time in each meeting to say the TeamKID Club Motto.



PROMOTING TEAMKID

Getting children to TeamKID should be your first goal. But how can you attract children and parents who have a busy schedule? Good, effective promotion is the key.

Your publicity may include phone calls, personal visits, mail-outs, displays, bulletin boards, posters, handouts, announcements, newsletters or newspaper articles, and a host of other approaches. See Printables Item 1 for clip art. Use the TeamKID banner to tell the community that TeamKID meets at your church (9781415822265).

TEAMKID PRINTABLE ITEMS

ROM MENU

- Administration & General Use
- Item 1. TeamKID Logo
- Item 2. Sample Leader Application
- Item 3. Parent-Child Letter
- Item 4. Enrollment Card
- Item 5. Parent Letter
- Item 6. Bulletin Insert
- Item 7. Allergy Alert Poster
- Item 8. Leading Games with Children
- Item 9. Principles of Discipline
- Item 10. Referee the Game
- Item 11. Review Players Stats
- Item 12. Game Cube
- Item 13. Spinner
- Item 14. Bible Shapes
- Item 15. Keychain Cards
- Item 16. TeamKID Cards
- Item 17. Answer Strips
- Item 18. Footprints
- Item 19. Game Target
- Item 20. TeamKID Administration Guide

UNIT 1: HOW CAN WE KNOW TRUTH?

- Item 21. Unit 1 Parent Connections

MEETING 1

- Item 22. What Did Jesus Say?
- Item 23. U.S. Map

MEETING 2

- Item 24. What Is in This Book?
- Item 25. Gateway Arch Photo

MEETING 3

- Item 26. Jesus Said

MEETING 4

- Item 27. 2 Timothy 3:16-17 Puzzle

MEETING 5

- Item 28. Neighbor Search
- Item 29. Kempton Turner Photos
- Item 30. Invitation

MEETING 6

- Item 31. Rescue & Redemption
- Item 32. Missions Review Photos

UNIT 2: WHO IS JESUS?

- Item 33. Unit 2 Parent Connections

MEETING 7

- Item 34. Blueprint

MEETING 8

- Item 35. Names of Jesus
- Item 36. Beach Bible Study

MEETING 9

- Item 37. Jesus Is...

MEETING 10:

- Item 38. Family Tree
- Item 39. Fishing in Mozambique
- Item 40. Fish Patterns

MEETING 11:

- Item 41. See It, Say It

MEETING 12:

- Item 42. Two Men
- Item 43. Smiling Faces of Mozambique

UNIT 3: DID JESUS' MINISTRY AND RESURRECTION REALLY HAPPEN?

- Item 44. Unit 3 Parent Connections

MEETING 13:

- Item 45. Seek and Save

MEETING 14:

- Item 46. Jesus Knows Sign Language
- Item 47. Deaf Bible Study Photo
- Item 48. Miracle Pictionary

MEETING 15:

- Item 49. Origami Boat Pattern
- Item 50. A Great Catch

MEETING 16

- Item 51. New Testament Books
- Item 52. Sign Letters and Numbers

MEETING 17

- Item 53. Stick Shapes

MEETING 18

- Item 54. Bible Division Beehives
- Item 55. Deaf Peoples Facts
- Item 56. Deaf Peoples Activity Sheet

UNIT 4: WHAT IS OUR IDENTIFY IN CHRIST?

Item 57. Unit 4 Parent Connections

MEETING 19

Item 58. ID Card

MEETING 20

Item 59. Step Up to the Plate

Item 60. Healing Garden Story

MEETING 21

Item 61. Pass the Present

MEETING 22

Item 62. FREEZE!

Item 63. Venezuela Photos

Item 64. Christian Responses

MEETING 23

Item 65. On or Off?

MEETING 24

Item 66. From the Cloud

Item 67. Tinley Photos

Item 68. Letter from the Tinleys

UNIT 5: IF GOD IS GOOD, WHY DO BAD THINGS HAPPEN?

Item 69. Unit 5 Parent Connections

MEETING 25

Item 70: Psalm 119:68 Sign Language

Item 71: Emergency Supply Kit Letter

MEETING 26

Item 72. Disaster Relief Photos

MEETING 28

Item 73. Timeline Review

Item 74. Newscast Script

MEETING 29

Item 75. Bible Verse Puzzle

MEETING 30

Item 76. True or False

UNIT 6: HOW CAN I TELL OTHERS ABOUT MY FAITH?

Item 77. Unit 6 Parent Connections

MEETING 31

Item 78. Crossword Review

MEETING 32

Item 79. Kumbh Mela Photos

Item 80. Story of Kumbh Mela

MEETING 33

Item 81. Timeline Review

Item 82. Daily Prayer Guide for Missions

MEETING 34

Item 83. South Asian City Photos

Item 84. Taking the Gospel to the Streets

MEETING 35

Item 85. Scramble Up

MEETING 36

Item 86. Find the Verse

Item 87. MK Prayer Request

VIDEO MENU

1. All About St. Louis
2. Non-Religious in 60 Seconds
3. God At Work
4. The Harrell Family Part 1
5. Animism in 60 Seconds
6. The Harrell Family Part 2
7. Introducing Deaf Peoples
8. Misunderstandings about Deaf Peoples
9. Read the Signs
10. Path to Hope
11. Understanding Islam
12. Refugee Dreams
13. Limitless
14. Help for the Bahamas
15. Buckets of Hope
16. No Matter The Cost
17. The Great Escape
18. Hinduism in 60 Seconds

15 EASY STEPS FOR PROMOTION

1. **Begin now!** Begin now displaying the TeamKID logo in the halls of your church. Place the logo in the church newsletter or bulletin. Simply let the logo visually communicate what is to come. Increase the amount of information you share as the weeks progress.
2. **Use variety.** Plan to use a variety of approaches (mail-outs, bulletin boards, and posters, for instance). The more you repeat your message, the more people will remember it.
3. **Use the logo consistently.** Use the TeamKID logo on all of your publicity pieces. Soon people will associate the logo with TeamKID and the good things you have planned. TeamKID logos are available in the "Printables" folder.
4. **Choose colors.** Choose two or three colors to use in all of your publicity efforts to make your items easily recognizable. You may wish to use the colors of TeamKID resources.
5. **Be specific.** Tell the children when and where your meetings will be held. Share the title of the resource and who is invited—all boys and girls in grades 1–6 and their friends! Tell the children what they will be doing: games, fun, learning, and so on. When communicating with parents, share the meeting titles and information about what their children will learn. On the back of the Parent Letter in the Activity Books is a list of the meeting topics.
6. **Do first-quality publicity.** A poorly made poster or a sloppy bulletin board may do more harm than good. Let everything you prepare be appealing.
7. **Enlist help.** You do not have to do all of your publicity work by yourself. Enlist the help of your children's committee, church public relations committee, or a church member who is a gifted artist.
8. **Ask the church to pray.** Introduce TeamKID to the whole congregation and request prayer support for discipling children.
9. **Plan an open house.** Plan an open house for the entire church four or five weeks into the club. Invite them to be a part of the ministry for which they are praying by coming to the club meetings during COOL DOWN for refreshments.
10. **Use the church newsletter.** Include information in the church newsletter about TeamKID meetings. Use the logo in the Printables folder (item 1) to call attention to the article.
11. **Promote during worship.** Do a skit or dialogue during services on Sundays and Wednesdays to announce TeamKID.
12. **Notify parents.** Send letters to the parents explaining the details of TeamKID. See the "Parent Letter" Item 5 or Activity Books, pages 77-78.
13. **Plan a parents' night.** Invite parents to an informational meeting. Explain how TeamKID works. Plan to conduct part of a TeamKID meeting.
14. **Enlist parents.** Enlist the help of parents. Ask parents to help with publicity, snacks, TOURNAMENT, STRETCH IT OUT, transportation, or to be a special guest during a TeamKID meeting.
15. **Display the TeamKID banner.** Let the community know that TeamKID is meeting at your church by displaying the TeamKID Banner (9781415822265).

Also remember to ask teenagers and senior adults for help.

MEETING 4

HOW DO WE FIND TRUTH?

TRUTH BEGINS AND ENDS WITH JESUS CHRIST.

TODAY'S KIDS ARE BOMBARDED WITH INFORMATION ALL AROUND THEM. THEY NEED TO KNOW WHERE TO LOOK FOR TRUTH. JESUS IS THE WAY, THE TRUTH, AND THE LIFE. (JOHN 14:6) KIDS NEED TO KNOW THAT TRUTH IS FOUND IN JESUS, HIS CHARACTER, AND THE BIBLE. TRUTH BEGINS AND ENDS WITH JESUS CHRIST, AND IT NEVER CHANGES.

BIBLE VERSE

For the law was given through Moses; grace and truth came through Jesus Christ.
John 1:17

BONUS VERSE

You will know the truth, and the truth will set you free. *John 8:32*

BIBLE STORY

Jesus is the Truth (John 14:1-7; 15:1-17)

BIBLE TRUTH

Truth begins and ends with Jesus Christ.

LEVEL OF BIBLICAL LEARNING

- Younger Kids: Truth is found in Jesus and never changes.
- Middle Kids: Truth is rooted in the person of Jesus and never changes.
- Preteens: Truth is grounded in the character and Person of Jesus. This means that truth is objective. It is true for all people, at all times, in all places.

BIBLE SKILL

Learns that Bible truths never change.

PARENT CONNECTION

Lead parents deeper into the Bible story and life application by sharing this meeting's Parent Connection (Item 21).

WARM-UP (5-10 MINUTES)



PROVIDE:

- Space to move freely

TO DO:

- Think of some ideas to start the game off as an example like, "Truth Teller says, 'Stand on your tiptoes.'"

- This activity is similar to "Simon Says." Coaches should think of actions for the *Truth Teller* to model for kids. Kids can take turns being the *Truth Teller* who gives commands that must be obeyed if preceded by, "Truth Teller says." If the command is not preceded by, "Truth Teller says," then it must not be obeyed. If it is, they are out. The last kid remaining becomes the next *Truth Teller*.
- Explain that the game required TeamKIDs to pay close attention so they would know if the command was from the *Truth Teller* or not. Obedience to God's truth from Jesus' words, behavior, and character will lead to the correct path for life.

WORKOUT (15-20 MINUTES)

PROVIDE:

- Bible
- Large piece of paper
- Crayons or markers
- Activity Books (1 per child)
- Pencils

TO DO:

- Place the drawing paper either on the wall at child-height or on the floor.

Tell the Bible story.

Jesus wanted His followers not to worry about their future. Remind TeamKIDs that Jesus lived on earth for about 33 years. Explain that today's Bible story took place near the end of Jesus' ministry.

Open your Bible to John 14:1-7; 15:1-17. Hold the Bible open on your lap and tell the Bible story in your own words.

JESUS IS THE TRUTH BASED ON JOHN 14:1-7; 15:1-17

Jesus knew that soon He would no longer be with His disciples. The time was coming for Jesus to die on the cross.

"Do not be troubled or upset. Keep believing and trusting God and Me. I will be returning to where My Father is. I will prepare a place for you there. I will come again and take you with Me to live in the place I prepare. You will be with Me then. You know the way to where I am going."

Thomas asked, "Since we don't know where you are going, how can we know the way?"



"I am the way, the truth, and the life," Jesus said. "No one comes to the Father except by believing in Me. If you know Me, you know God the Father. You know Him and have seen Him because you have seen Me."

Jesus explained more to His disciples. "I am the true vine. I am like a vine and My Father is the gardener, the one who takes care of everything. Those who follow Me are like branches on the vine. They will know and understand the truth because I am with them. People will know you are My followers by what they see in your life."

"As God the Father loves Me, I love you. Keep loving others as I have loved you. If you remember and do the things I have told you, then you will show you are in My love. Love one another. The greatest love is when you give your life for your friends. You are My friends. You did not choose Me; I chose you. Go and do what I have taught you to do. And always remember: Love one another."

Review the Bible story.

- Ask TeamKIDs these questions to review the story:
 1. Where did Jesus tell His disciples He was going? (*to prepare a place for them*)
 2. What did He want the disciples to do after He was gone? (*love others, trust Him, and do what He taught*)
 3. What four words did Jesus use to describe Himself? (*way, truth, life, vine*)
 4. What did He say was the difference between knowing Him and knowing God? (*there was no difference*)
- Direct kids to the large piece of paper on the wall or on the floor. Encourage the children to collaborate in drawing all the ways Jesus tells us who He is (way, truth, life, vine, love, what He did on earth). Guide them to use their Bibles to put the verse references under each drawing, if time allows. Assign one or two kids specific verses to focus their mural drawings. Allow them time to describe their drawings for the entire group. Review the verses the drawings reflect.

Apply Bible learning.

- Guide TeamKIDs to think about how we need truth in our lives. Explain that the source of truth is Jesus. Anything that is against God is not truth. We can trust God no matter what our circumstances may be. Refer back to the mural to discuss how children can behave in a loving way similar to Jesus. Remind them that we are to love one another.

Expand the session.

- Distribute an activity book to each child. Lead kids to complete this week's activities in their activity books.
- Direct the kids to look at the example of Jesus and write what they have learned about Him. Coaches may need to help younger children think of the ways Jesus behaved that showed His character.
- If time permits, allow children to complete side 2 of their activity books or encourage children to complete side 2 with their families at home.

Pray.

- Lead TeamKIDs in a prayer that they would recognize the truth and that they would know Jesus and experience the Holy Spirit guiding them in their lives.

STRETCH IT OUT (20-25 MINUTES)



PROVIDE:

- Activity 1: Item 22: "What Did Jesus Say?", pencils or markers
- Activity 2: A Bible, the verses John 1:17 and John 8:32 printed so that the group can see it.

TO DO:

- Activity 1: Provide an area for kids to use their Bibles to look up verses and to write the answers in the blanks on the sheet. Print "What Did Jesus Say?" for each child.

These activities will reinforce today's Bible skills. Before the meeting, collect the materials and supplies needed. Assign a coach to lead each activity.

WHAT DID JESUS SAY?

- Distribute "What Did Jesus Say?" and pencils or markers. Allow time for kids to look up the verses and write the missing words in the blanks. As they finish, ask a volunteer to read his answers and guide children to read each verse. The Bible, particularly the book of John, tells us very clearly who Jesus is and why He is the truth. We can depend on the Bible for truth.
- Direct TeamKIDS to trace the shapes in the box to find the message. Ask children if they think truth is something that changes from day to day or year to year. Tell them they can answer that question by turning their paper on its side to read the hidden message. Explain that truth does not change because God's Word does not change. Point out that **truth begins and ends with Jesus Christ.**

RED LETTERS

- Explain that some Bibles have red letters to indicate the words spoken by Jesus. While all words are Scripture, red letters can help us understand and follow Jesus better by remembering His actual words. Point out that the memory verse and the bonus verse are spoken by two different people. One was written by John. The other was spoken by Jesus and recorded by John in the Bible. Form the children into two teams. Assign one team the words of John (John 1:17). Give the other group the words of Jesus (John 8:32). A coach should lead each group in practicing the verse to say to the other group. As they say the verses, remind each group to shout out words of encouragement and cheer on the other team as they repeat their verse. Repeat until the verse is clear and correct.



REACH OUT (10-15 MINUTES)

PROVIDE:

- Item 23: "U.S. Map"
- Bible

TO DO:

- Cue the "All About St. Louis" video.
- Print and display the United States map. If possible, leave the map displayed in your teaching rooms to reference during this unit.

- Say: "Some people in the United States don't know that Jesus is truth. They have probably heard about Jesus, but they don't believe in Him. St. Louis, Missouri, is one of the cities in the U.S. where missionaries are choosing to go to tell about Jesus."
- Show the U.S. map and ask a volunteer to find Missouri. Then play the video. After the video, ask: "What do you think it means to plant a church?" Leave time for kids to discuss their answers.
- Explain that the following activity will show how Christians start a church. Ask for one volunteer to hold a Bible and stand in the center of the room to represent a church planter. Read the following statements aloud, asking a few kids to stand up after each statement. After the last statement, invite all kids to stand. Read the following statements:
 - A missionary prays to God and asks for help to start a church.
 - The missionary invites a few friends to study the Bible and worship together. Sometimes they meet in a home or even in a restaurant. (Ask kids to stand.)
 - Those friends invite a few more people to join them. (Ask more kids to stand.)
 - As more people worship together and as more people trust that Jesus is the only truth, the group grows. Sometimes they will find a building to meet in, but sometimes they will meet in a home. (Ask all kids to stand.)
 - Now they are doing what the Bible teaches a church to do! Maybe one day, God will ask one of you to plant a new church.
- Pray, asking God to help missionaries and church planters tell others in their communities and countries about Jesus. Pray for the people of St. Louis, Missouri to trust in Jesus and understand that He is truth.

TOURNAMENT (15-20 MINUTES)

Lead these games from the TeamKID Playbook one at a time so all children can participate. If time permits, include the unit game in the tournament. Review Tournament games in the playbook for supplies needed.

1. UNIT 1 GAME: SOCCER BOWL (TEAMKID PLAYBOOK PAGE 6)

- TeamKIDs take turns kicking the ball toward the pins. They get two attempts to knock down as many pins as possible. Kids can rotate between kicking and setting up the pins for the next player. Award one point per pin knocked down. The team with most pins knocked down wins.
- Debrief: Following God and Jesus takes effort. God has revealed Himself to us



through His creation and most fully through His Son Jesus. All people must decide whether or not to believe the truth of who Jesus is and respond to the gospel. If you don't understand all about God, don't be discouraged. Keep reading your Bible and talking to Christians to learn more about Him just like you keep perfecting your kick so you can knock all the pins down.

2. THE SHEPHERD AND THE LION (TEAMKID PLAYBOOK PAGE 7)

- Play the game that challenges kids to move to the shepherd's fold without being caught by the lion and put into his den.
- Debrief: When the game is over, point out that it is better to be in the care of the shepherd than in the care of the lion. Going to the shepherd would be easy if there was no lion in the way. Kids can trust God to guide them, but they must listen and obey Him. The Good Shepherd is Jesus and His voice should be listened to and obeyed because it is truth—always staying away from the evil one who prowls is like a lion.

3. WISE BALL (TEAMKID PLAYBOOK PAGE 9)

- Play the game where the child in the middle tries to mix both fake and actual throws of a ball to the kids to get them out of the game. The last player left who is not fooled goes to the middle.
- Debrief: This game is a reminder that sometimes we are tempted to disobey God, our parents, teachers, coaches, or leaders. Kids should avoid being tempted to fall for something fake or a lie. Everyone has to be vigilant and pay attention so she will recognize and follow the truth. Real truth is found in the behavior and character of Jesus and never changes.

COOL DOWN (10-15 MINUTES)

PROVIDE:

- Item 7: "Allergy Alert"
- Item 21: "Parent Connection"
- Church-approved snack
- Tape

TO DO:

- Post the allergy poster listing the snack.
- Prepare one or two balance beams on the floor in an area near where the children will be picked up. Place tape on the floor in 6-8' length with no obstacles on either side.

- Review of Bible story. Explain that all of us can read our Bibles and learn that Jesus is the truth. Remind TeamKIDS that God's truth never changes.
- Pray. Thank God for the snack and for the truths TeamKIDS are learning.
- Serve the snack. Involve boys and girls in distributing the snack.
- Close the meeting. Challenge kids to take turns walking the balance beams without stepping off. Give plenty of positive comments and encouragement as children attempt the task. Allow them to take turns trying to complete the task while parents pick up their children. For an added challenge, encourage kids to walk the balance beam with their eyes closed.
- Give each child his or her personal belongings, Activity Page, and a Parent Connection.

MEETING ②

HOW HAS GOD REVEALED HIMSELF? (PART 1)

GOD HAS REVEALED HIMSELF IN THE THINGS HE HAS MADE.

GOD REVEALS HIMSELF THROUGH HIS CREATION. IN OUR TECHNOLOGY FOCUSED WORLD, IT CAN BE EASY TO FORGET HOW GOD'S WORLD REVEALS HIS CREATIVITY, POWER, AND ALL-KNOWING NATURE AND WISDOM. GOD WANTS EVERYONE TO RECOGNIZE THAT HE IS NOT ONLY THE CREATOR BUT ALSO THE RESCUER AND REDEEMER, TOO. CREATION REVEALS TRUTHS ABOUT GOD, BUT PEOPLE ARE NOT SAVED THROUGH CREATION. PEOPLE ARE SAVED THROUGH TRUSTING IN JESUS FOR SALVATION ALONE.

BIBLE VERSE

The heavens declare the glory of God, and the expanse proclaims the work of his hands. *Psalm 19:1*

BONUS VERSE

Listen to this, Job. Stop and consider God's wonders. *Job 37:14*

BIBLE STORY

Creation declares God's glory. (Psalm 19)

BIBLE TRUTH

God has revealed Himself in the things He has made.

LEVEL OF BIBLICAL LEARNING

- Younger Kids: All creation points us to God.
- Middle Kids: God has made Himself known to all people through all He has made.
- Preteens: God has revealed His existence, power, and glory to all people through the visible and invisible world that He has created. General revelation leaves men without excuse to know that God exists, but is not sufficient for salvation.

BIBLE SKILL

Becomes familiar with the contents of specific books

PARENT CONNECTION

Lead parents deeper into the Bible story and life application by sharing this meeting's Parent Connection (Item 21).

WARM-UP (5-10 MINUTES)

PROVIDE:

- Natural objects (leaves, sticks, rocks, fruit, water)
- Manufactured objects (phone, pencils, book, toy car, etc.)
- Tape
- 2 pieces of paper
- A timer

TO DO:

- Make a line down the middle of a table.
- Write *God created* and one piece of paper and *People created*.



- Prepare two or three displays that are a mix between natural and manufactured objects like leaves, toy car, bottle of water, blade of grass, and so forth. As children arrive, challenge them to form the items into two groups. Mix the items up and lead kids to sort them again. Time them for the fastest time.
- Debrief: Ask children how they were able to determine what items belonged on one side or the other so quickly. Say: "We know that God made everything. He made all of creation, and He made us. He gave us the ability to think and create and manufacture objects from His creation. We didn't create trees, but we can use the trees God made to make paper. Explain that creation teaches us about God, that He is creative and much bigger than we can imagine.

WORKOUT (15-20 MINUTES)

PROVIDE:

- Bible
- Dictionary (or Dictionary app)
- Index cards
- Dry erase board
- Dry erase markers
- Activity Books (1 per child)
- Pencils

TO DO:

- Write examples of creation charades on index cards to introduce the activity.

Tell the Bible story.

Introduce the Bible story by going outside where nature can be viewed or inside near a window where you can see outside. Share that we can know about God by looking at His creation.

Open your Bible to Psalm 19 and tell the Bible story in your own words.

CREATION DECLARES GOD'S GLORY BASED ON PSALM 19

People learn about God from His creation. All the skies declare God's glory. The universe proclaims the work of God. Every day speaks of God,

and every night helps people know more about God. No words are heard or spoken aloud but the message is still clear. The sun shows God's glory. God created a place for the sun above the earth. Each day the sun moves through the sky like an athlete running his course.

All nature teaches about God. The Scriptures are God's words of instruction. As a person learns about God, he becomes wise. He understands more about how to live and learns what is important. Knowing God and His glory directs people in how to live.

God will cleanse people from their sins and forgive them. They will praise God and think about Him. God pays the price for our sin, He is the Redeemer.



Review the Bible story.

- Ask these questions:
 1. What do you learn about God by looking at His creation?
 2. What does God do for people?
 3. How should people respond to what God does for them?
- Remind kids that people can know God exists by just looking around His creation. **God has revealed Himself in the things He has made.**
- Ask each child to take a turn using motions (no words) to communicate one of God's creations. As creations are guessed, write them on the board. This can move quickly with kids taking more than one turn if time allows.
- Point out that people are created differently than animals or parts of nature. People are able to have a relationship with God. God sent Jesus to provide forgiveness for sin to redeem us and to show us how to live. Invite a child to look up "redeem" in the dictionary. Write the definitions on the board and choose the best one together.

Apply Bible learning.

- **Explain that God has revealed Himself in the things He has made.** No human could do this. The unending expanse of the sky and the consistency of the sunrise and sunset each day shows us a God who is capable of anything. This should help us trust Him completely because what He has shown us through creation is magnificent and wonderful. It should make us want to glorify and worship Him through how we behave and live.

Expand the session.

- Distribute an activity book to each child. Lead kids to complete this week's activities in their activity books.
- Guide children to practice signing the verse Psalm 19:1 by learning sign language. If your group is large, break into groups with a coach to practice. Allow each group to say the verse to the entire group.
- If time permits, allow children to complete side 2 of their activity books or encourage children to complete side 2 with their families at home.

Pray.

- Lead the children in prayer. Ask God to help them recognize Him as incredible and all-powerful. Pray for each child to know God both through His creation and behavior.

STRETCH IT OUT (20-25 MINUTES)

PROVIDE:

- Activity 1: Item 24 “What Is in This Book?” pencils, crayons, Study Bible
- Activity 2: Cups for Bible Book game

TO DO:

- Activity 1: Copy “What Is in This Book?” for each TeamKID. Take the sheet and outline the books in a different color for each section. Use a Bible to show the table of contents and samples from pages to see how the type of book changes.
- Activity 2: Prepare disposable cups. Turn them upside down to write one book of the Bible per cup. Use them to lead kids to put them in order and group them by division.



These activities will reinforce today’s Bible skills. Before the meeting, collect the materials and supplies needed for each. Assign a coach to lead each activity.

WHAT IS IN THIS BOOK?

- Explain to TeamKIDs that the Bible is a book of books. Distribute “What Is in This Book?” to each child. Guide TeamKIDs to use the color key to make each type of books in the Bible unique. Point out that the entire Bible is made up of 66 books. Show in your Bible the different types of content in each book using the table of contents and any introductory material from a study Bible. Elaborate on the colors and types of literature it contains: law, poetry, history, prophecy, letters, and Gospels. Explain that the Bible tells one story, but God inspired many writers to write different books to achieve His purposes. Show the location of both the memory verse (Psalm 19:1) and the bonus verse (Job 37:14) on the chart and discuss the different Bible divisions.

BIBLE BOOK GAME

- Display the disposable cups with books of the Bible written on them. Challenge TeamKIDs to find the books and group them according to division. Then guide them to put the books in order. Encourage kids to work in teams and use the table of contents in their Bibles to put the cups in order. See if TeamKIDs can develop speed in putting the cups in order both by appearance and by division.

REACH OUT (10-15 MINUTES)

PROVIDE:

- Item 25: “Gateway Arch Photo”

TO DO:

- Display the “Gateway Arch Photo.”

- Consider reviewing the missions video, “All About St. Louis” from Meeting 1 to remind TeamKIDs what you are learning about missions in St. Louis.
- Show the “Gateway Arch Photo” and invite the volunteer to read the caption. After kids hear a description of the arch, ask if anyone has visited St. Louis. If so, give them time to share.

- Say: “Missionaries have asked us to pray for the people who live in the city with this arch—St. Louis. Many people in this city have not responded to the truth about Jesus. Even in big cities, people can see God’s creations and know that He is the only God.”
- Ask kids to brainstorm things in nature that they might see, even in a big city like St. Louis (grass, trees, sky, stars, sun, water).
- Say: “Each of these things shows people that God is real. Let’s pray and thank God that Christians in St. Louis are teaching people the truth that we find in the Bible.”
- Take time to pray that the people in St. Louis will trust in Jesus. Thank God for Christians there who are planting churches and telling others about Jesus.

TOURNAMENT (15-20 MINUTES)

Lead these games from the TeamKID Playbook one at a time so all children can participate. If time permits, include the unit game in the tournament. Review Tournament games in the playbook for supplies needed.

1. WEATHER READY RELAY (TEAMKID PLAYBOOK PAGE 9)

- Form the children into two teams. Place the set of clothing items at the far end of the relay. Explain that kids will run and put the mittens on first, followed by the rest of the weather related clothing. When complete, they will sit in the chair and raise the umbrella. When a coach raises his hand, they are “complete” and may take off all the items, mittens last, and return to the starting line for the next child to run and complete the weather ready task.
- Debrief: This game reminds us that we have to react or respond to the weather but we never control God’s creation—that includes rain, snow, heat, or cold. God shows His power through His creation.

2. ANIMAL GUESS WHO (TEAMKID PLAYBOOK PAGE 10)

- Children are to guess the name of the animal on their backs by moving around the room and asking yes or no questions of each other. Once they discover their animal, they place the note on the front of their clothing and continue to help others. After all the animals are discovered, have a loud animal sound celebration.
- Debrief: God created an incredible variety of animals. This creation is one way that God reveals who He is. God created all the animals, big and small. He reveals both His power and ability to design each one uniquely. God has revealed Himself in the things he has made.

3. UNIT 1 GAME: SOCCER BOWL (TEAMKID PLAYBOOK PAGE 6)

- TeamKIDs take turns kicking the ball toward the pins. They get two attempts to knock down as many pins as possible. Kids can rotate between kicking and setting up the pins for the next player. Award one point per pin knocked down. The team with most pins knocked down wins.
- Debrief: Following God and Jesus takes effort. God has revealed Himself to us through His creation and most fully through His Son Jesus. All people must decide whether or not to believe the truth of who Jesus is and respond to the gospel. If you don’t understand all about God, don’t be discouraged. Keep reading your Bible and talking to Christians to learn more about Him just like you keep perfecting your kick so you can knock all the pins down.

COOL DOWN (10-15 MINUTES)

PROVIDE:

- Item 7: "Allergy Alert"
- Item 21: "Parent Connection"
- Church-approved snack
- Bible verse cups from Stretch It Out

TO DO:

- Post the allergy alert listing the snack.

- Pray. Thank God that He sent the people He created a Redeemer in Jesus Christ. Praise God for His power and creativity in all that He has made.
- Serve the snack. Involve boys and girls in distributing the snack.
- Close the meeting. Use the Bible verse cups and allow TeamKIDs to choose a cup from the stack and remember a story, Bible person, verse, or fact from that book. Set aside cups as they are used and continue to see how many cups can be used to share with each other. Give lots of praise and encouragement that they are able to show what they know about the Bible.
- Give each child his or her personal belongings, Activity Page, and a Parent Connection.



36 SESSIONS OF BIBLE STUDY ACTIVITIES FOR YOUNGER KIDS

A stylized, dark silhouette of a city skyline with various skyscrapers and buildings, set against a dark background. The silhouette is positioned on the left side of the cover, partially overlapping the text.

LEVEL UP

YOUNGER KIDS ACTIVITY BOOK



LEVEL UP

Younger Kids Activity Book

© Copyright 2020 LifeWay Press®

No part of this work may be reproduced or transmitted in any form or by any means, electronic or mechanical, including photocopying and recording, or by any information storage or retrieval system, except as may be expressly permitted in writing by the publisher.

Requests for permission should be addressed in writing to

LifeWay Press®
One LifeWay Plaza
Nashville, TN 37234-0172

ISBN 9781535952224

Item 005813989

Dewey Decimal Classification Number: 268.432

Subject Heading: Discipleship—Curricula\God\Bible—Study

Dewey Decimal Classification Number: 268.432

Subject Heading: CHRISTIAN LIFE \ JESUS CHRIST—TEACHINGS

Printed in the United States of America

Kids Ministry Publishing
LifeWay Church Resources
One LifeWay Plaza
Nashville, Tennessee 37234-0172

We believe the Bible has God for its author; salvation for its end; and truth, without any mixture of error, for its matter and that all Scripture is totally true and trustworthy. To review LifeWay's doctrinal guideline, please visit www.lifeway.com/doctrinalguideline.

All Scripture quotations are taken from the Christian Standard Bible

© Copyright 2017 by Holman Bible Publishers. Used by permission.

TeamKID® is a registered trademark of LifeWay.


CONTENTS

1	How Do We Find Truth?	5
2	How Has God Revealed Himself? (Part 1)	7
3	How Has God Revealed Himself? (Part 2)	9
4	Can We Trust the Bible?	11
5	Can We Know Right and Wrong?	13
6	What About Other Religions?	15
7	Who Is the Messiah?	17
8	Is Jesus the Messiah?	19
9	Who Does Jesus Say He Is?	21
10	Is Jesus Fully God?	23
11	Is Jesus Fully Man?	25
12	Why Did Jesus Need to Come?	27
13	What Was the Purpose of Jesus' Ministry?	29
14	Why Are the Miracles of Jesus Important?	31
15	What Were Some of Jesus' Miracles?	33
16	What Were Other Miracles Jesus Performed?	35
17	Did Jesus' Resurrection Really Happen?	37
18	Why Is the Resurrection of Jesus Important?	39
19	Why Is Identity Important?	41
20	What Does God Say About Me?	43
21	Who Am I Apart from Christ?	45
22	Who Am I in Christ?	47
23	What Is My Purpose?	49
24	How Is God Continuing to Transform Me?	51
25	Is God Really Good?	53
26	Is God in Control?	55
27	Why Do We Go through Hard Times?	57
28	Is God Near When I Am Hurting?	59
29	How Do I Respond to Hard Times?	61
30	Will Hard Times Last Forever?	63
31	What Is Our Mission as Christians?	65
32	Why Should We Tell Others About Jesus?	67
33	How Do We Point Others to Jesus?	69
34	What About People Who Haven't Trusted in Jesus?	71
35	Who Should We Want to Trust in Jesus?	73
36	What is the Big Story of the Bible?	75

THE GOSPEL


GOD'S PLAN FOR ME

gospel—noun. good news; the message about Christ, the kingdom of God, and salvation




GOD RULES.

The Bible tells us God created everything, including you and me, and He is in charge of everything. *Genesis 1:1; Revelation 4:11; Colossians 1:16-17*



WE SINNED.

We all choose to disobey God. The Bible calls this sin. Sin separates us from God and deserves God's punishment of death. *Romans 3:23; 6:23*




GOD PROVIDED.

God sent Jesus, the perfect solution to our sin problem, to rescue us from the punishment we deserve. It's something we, as sinners, could never earn on our own. Jesus alone saves us. *John 3:16; Ephesians 2:8-9*



JESUS GIVES.

He lived a perfect life, died on the cross for our sins, and rose again. Because Jesus gave up His life for us, we can be welcomed into God's family for eternity. This is the best gift ever! *Romans 5:8; 2 Corinthians 5:21; 1 Peter 3:18; Ephesians 2:8-9*



WE RESPOND.

Believe in your heart that Jesus alone saves you through what He's already done on the cross. Repent, turning from self and sin to Jesus. Tell God and others that your faith is in Jesus. *John 14:6; Romans 10:9-10, 13*

WHAT CAN I DO?

When we follow Jesus, we are called to reflect Him in what we think, say, and do. Use the blanks to write how you can reflect Jesus through your thoughts, actions, and attitudes.

BRAIN

HEART

HANDS




FEET

Jesus said,
"You will know the
truth, and the truth
will set you free."
JOHN 8:32 (CSB)


Truth begins
and ends with
Jesus Christ.

JESUS OUR EXAMPLE

Use the color code to finish the sentences!

Jesus always told the     .
(John 14:6)

Jesus never      .
(1 John 3:5)



AT HOME



TeamKIDS learned they can know the truth by learning about Jesus and following Him. All followers of Jesus are called to reflect Him to others. When we respond to Jesus in salvation, He changes our hearts, actions, and motivations to be more like Him. **Truth begins and ends with Jesus Christ.** Jesus said, "I am the way, the truth, and the life." (John 14:6). Remind your child that truth never changes, and the source of truth is Jesus.

- » **BIBLE STORY:** Jesus is the Truth (John 14:1-7; 15:1-17)
- » **BIBLE TRUTH:** Truth begins and ends with Jesus Christ.
- » **BIBLE VERSE:** John 1:17
- » **BONUS VERSE:** John 8:32

MEETING 2

HOW HAS GOD REVEALED HIMSELF? (PART 1)

SAY IT WITH YOUR HANDS

Use the drawings to help you say today's Bible verse with motions. Once you learn it, form a circle and practice with your friends.



"The heavens declare the glory of God, and the expanse proclaims the work of his hands."

PSALM 19:1 (CSB)



SPELL IT OUT



When you have finished that verse, make up your own motions for the bonus verse—

"Listen to this, Job. Stop and consider God's wonders."

JOB 37:14 (CSB)

MISSION RECAP

We are learning about missions in **St. Louis, Missouri**. A missionary named **Kempton Turner** planted a church in his own hometown. He wanted to show the people in his old neighborhood that they could have hope and joy through Jesus. His church is called **City of Joy Fellowship**.



AT HOME



Creation points us to God so we can recognize His power and glory—from the sun to the tiniest cells seen through a microscope. Recognizing His creation is wonderful, but we must also **acknowledge** that He is God and follow Him.

God has revealed Himself in the things He has made. Spend some time outside with your child looking at and discussing God's creation.

» **BIBLE STORY:** Creation Declares God's Glory (Psalm 19)

» **BIBLE TRUTH:** God has revealed Himself in the things He has made.

» **BIBLE VERSE:** Psalm 19:1

» **BONUS VERSE:** Job 37:14

36 SESSIONS OF BIBLE STUDY ACTIVITIES FOR OLDER KIDS



LEVEL
OLDER KIDS ACTIVITY BOOK
UP



LEVEL UP

Older Kids Activity Book

LifeWay Press®
Nashville, TN 37234

© Copyright 2020 LifeWay Press®

No part of this work may be reproduced or transmitted in any form or by any means, electronic or mechanical, including photocopying and recording, or by any information storage or retrieval system, except as may be expressly permitted in writing by the publisher.

Requests for permission should be addressed in writing to

LifeWay Press®
One LifeWay Plaza
Nashville, TN 37234-0172

ISBN 9781535999199

Item 005823206

Dewey Decimal Classification Number: 268.432

Subject Heading: Discipleship—Curricula\God\Bible—Study

Dewey Decimal Classification Number: 268.432

Subject Heading: CHRISTIAN LIFE \ JESUS CHRIST—TEACHINGS

Printed in the United States of America

Kids Ministry Publishing
LifeWay Church Resources
One LifeWay Plaza
Nashville, Tennessee 37234-0172

We believe the Bible has God for its author; salvation for its end; and truth, without any mixture of error, for its matter and that all Scripture is totally true and trustworthy. To review LifeWay's doctrinal guideline, please visit www.lifeway.com/doctrinalguideline.

All Scripture quotations are taken from the Christian Standard Bible

© Copyright 2017 by Holman Bible Publishers. Used by permission.

TeamKID® is a registered trademark of LifeWay.


CONTENTS

1	How Do We Find Truth?	5
2	How Has God Revealed Himself? (Part 1)	7
3	How Has God Revealed Himself? (Part 2)	9
4	Can We Trust the Bible?	11
5	Can We Know Right and Wrong?	13
6	What About Other Religions?	15
7	Who Is the Messiah?	17
8	Is Jesus the Messiah?	19
9	Who Does Jesus Say He Is?	21
10	Is Jesus Fully God?	23
11	Is Jesus Fully Man?	25
12	Why Did Jesus Need to Come?	27
13	What Was the Purpose of Jesus' Ministry?	29
14	Why Are the Miracles of Jesus Important?	31
15	What Were Some of Jesus' Miracles?	33
16	What Were Other Miracles Jesus Performed?	35
17	Did Jesus' Resurrection Really Happen?	37
18	Why Is the Resurrection of Jesus Important?	39
19	Why Is Identity Important?	41
20	What Does God Say About Me?	43
21	Who Am I Apart from Christ?	45
22	Who Am I in Christ?	47
23	What Is My Purpose?	49
24	How Is God Continuing to Transform Me?	51
25	Is God Really Good?	53
26	Is God in Control?	55
27	Why Do We Go through Hard Times?	57
28	Is God Near When I Am Hurting?	59
29	How Do I Respond to Hard Times?	61
30	Will Hard Times Last Forever?	63
31	What Is Our Mission as Christians?	65
32	Why Should We Tell Others About Jesus?	67
33	How Do We Point Others to Jesus?	69
34	What About People Who Haven't Trusted in Jesus?	71
35	Who Should We Want to Trust in Jesus?	73
36	What is the Big Story of the Bible?	75

THE GOSPEL


GOD'S PLAN FOR ME

gospel—noun. good news; the message about Christ, the kingdom of God, and salvation




GOD RULES.

The Bible tells us God created everything, including you and me, and He is in charge of everything. *Genesis 1:1; Revelation 4:11; Colossians 1:16-17*



WE SINNED.

We all choose to disobey God. The Bible calls this sin. Sin separates us from God and deserves God's punishment of death. *Romans 3:23; 6:23*




GOD PROVIDED.

God sent Jesus, the perfect solution to our sin problem, to rescue us from the punishment we deserve. It's something we, as sinners, could never earn on our own. Jesus alone saves us. *John 3:16; Ephesians 2:8-9*



JESUS GIVES.

He lived a perfect life, died on the cross for our sins, and rose again. Because Jesus gave up His life for us, we can be welcomed into God's family for eternity. This is the best gift ever! *Romans 5:8; 2 Corinthians 5:21; 1 Peter 3:18; Ephesians 2:8-9*



WE RESPOND.

Believe in your heart that Jesus alone saves you through what He's already done on the cross. Repent, turning from self and sin to Jesus. Tell God and others that your faith is in Jesus. *John 14:6; Romans 10:9-10, 13*

MEETING 1

HOW DO WE FIND TRUTH?

WHAT CAN I DO?

When we follow Jesus, we are called to reflect Him in what we think, say, and do. Use the blanks to write how you can reflect Jesus through your thoughts, actions, and attitudes.

BRAIN

HEART

HANDS

FEET

BIBLE CHALLENGE

Open your Bible to the Book of Luke and read the following verses. Then, match each action to a behavior Jesus gave us to follow.

Make Wise Choices

Luke 13:12-13

Tell The Truth

Luke 15:8-10

Love Others

Luke 10:26-28

Help People

Luke 12:31

Tell Others About God

Luke 20:21

BIBLE VERSE KARAOKE

Find and read John 1:17 in your Bible. Do you recognize this song? It is the fourth verse of "Joy to the World." Write the few words that are missing in the song that are also used in John 1:17, then look up the song with the help of an adult and fill in the rest!

He rules the world with

_____ and _____,

And makes the nations prove

The _____ of His _____,

And _____ of His _____,

And _____ of His _____,

And _____, _____ of His _____.

AT HOME



TeamKIDS learned they can know the truth by learning about Jesus and following Him. All followers of Jesus are called to reflect Him to others. When we respond to Jesus in salvation, He changes our hearts, actions, and motivations to be more like Him. **Truth begins and ends with Jesus Christ.** Jesus said, "I am the way, the truth, and the life." (John 14:6). Remind your child that truth never changes, and the source of truth is Jesus.

- » **BIBLE STORY:** Jesus is the Truth (John 14:1-7; 15:1-17)
- » **BIBLE TRUTH:** Truth begins and ends with Jesus Christ.
- » **BIBLE VERSE:** John 1:17
- » **BONUS VERSE:** John 8:32

MEETING 2

HOW HAS GOD REVEALED HIMSELF?

SAY IT WITH YOUR HANDS

Use the drawings to help you say today's memory verse with motions. Once you learn it, form a circle and practice with your friends.




"The heavens declare the glory of God, and the expanse proclaims the work of his hands."

PSALM 19:1 (CSB)



SPELL IT OUT



When you have finished that verse, make up your own motions for the bonus verse—

"Listen to this, Job. Stop and consider God's wonders."

JOB 37:14 (CSB)

MISSION RECAP

We are learning about missions in St. Louis, Missouri. A missionary named Kempton Turner planted a church in his own hometown. He wanted to show the people in his old neighborhood that they could have hope and joy through Jesus. His church is called City of Joy Fellowship. Write what you think each picture describes.



AT HOME



Creation points us to God so we can recognize His power and glory—from the sun to the tiniest cells seen through a microscope. Recognizing His creation is wonderful, but we must also acknowledge that He is God and follow Him. **God has revealed Himself in the things He has made.** Spend some time outside with your child looking at and discussing God's creation.

- » **BIBLE STORY:** Creation Declares God's Glory (Psalm 19)
- » **BIBLE TRUTH:** God has revealed Himself in the things He has made.
- » **BIBLE VERSE:** Psalm 19:1
- » **BONUS VERSE:** Job 37:14