

BIBLE SKILLS FOR KIDS

AN OSTRACON IS A PIECE OF BROKEN POTTERY USED TO WRITE A MESSAGE. A SONG TO JESUS WAS WRITTEN ON THIS ONE.



THE "TRIBUTE PENNY" WAS PAID AS A TAX TO THE EMPEROR AND HAS THE EMPEROR'S IMAGE ON IT.



A LIFE-SIZED MARBLE STATUE OF DAVID FIGHTING GOLIATH WAS CARVED IN THE 1600S.



THE BIBLE WAS WRITTEN FROM THREE CONTINENTS-ASIA, AFRICA, AND EUROPE.



WHY DO WE NEED TO FOCUS ON BIBLE SKILLS?

A. W. Tozer is noted for saying: “Nothing less than a whole Bible can make a whole Christian.” Lifeway Research conducted a study to identify the characteristics that most impact a child’s spiritual growth. While most families rely on regular church attendance and participation in church activities like Sunday school, VBS, and age-graded groups and activities to contribute to their children’s faith development, the spiritual activity that has the greatest positive impact on a child’s future spiritual health is regular Bible reading.

One way we can help boys and girls create a lifetime love of regular Bible reading is to practice these skills through which kids can begin to build their understanding and love of Scripture. This booklet can be used by church leaders, parents, and kids to develop three types of Bible skills—things kids should know (knowledge), things kids can practice (skills), and things kids can do (application). These Bible skills will help build biblical literacy that will last for a lifetime.

MAKING THE CONNECTION

Parents and churches can work together to guide kids to make valuable connections to God’s Word. Consider some of the following suggestions as you guide boys and girls to develop strong biblical literacy skills.

CHURCHES CAN ...

- Provide Bibles for kids to use while at church as they participate in worship and Bible study.
- Develop a Bible skills program.
- Train leaders on how to use the Bible during Bible study experiences to facilitate skill building.
- Challenge children to learn the books of the Bible in order.
- Provide additional tools, such as devotional magazines, learner resources, and digital apps that parents can use to enhance their children’s biblical literacy.

PARENTS CAN ...

- Model the importance of Bible study by setting aside a regular time for family devotions.
- Provide a personal copy of the Bible for each person in your family.
- Take your Bibles to church and help your child use the Bible in worship.
- Encourage children to find the Scripture reference they studied at church.
- Use the Bible skills in this booklet to set goals for learning and mastering skills.

DID YOU KNOW?
THE COLOSSEUM WAS BUILT ALMOST
2,000 YEARS AGO. CHRISTIANS WERE
PERSECUTED IN FRONT OF HUGE
CROWDS GATHERED IN THIS ARENA.



© 2021 Lifeway Press®

No part of this book may be reproduced or transmitted in any form or by any means, electronic or mechanical, including photocopying and recording, or by any information storage or retrieval system, except as may be expressly permitted in writing by the publisher. Requests for permission should be addressed in writing to Lifeway Press; One Lifeway Plaza; Nashville, TN 37234-0172.

ISBN: 978-1-0877-5427-7
Item 005835419

To order additional copies of this resource, write to Lifeway Resources Customer Service; One Lifeway Plaza; Nashville, TN 37234-0113; fax 615.251.5933; call toll free 800.458.2772; email orderentry@Lifeway.com, or order online at www.Lifeway.com.

Printed in the United States of America

Lifeway Kids, Lifeway Resources
One Lifeway Plaza
Nashville, TN 37234-0172

All Scripture quotations are taken from the
Christian Standard Bible © Copyright 2017
by Holman Bible Publishers.
Used by permission.



DID YOU KNOW?
THE COVERING ON THE TABERNACLE WAS
MADE OUT OF RAM SKINS AND MANATEE HIDES.



BUILDING BIBLE SKILLS WITH PRESCHOOLERS

Teachers and parents have the opportunity to introduce preschoolers to the Bible, God's special book. This introduction is accomplished through the use of Bible verses and phrases—portions of Bible verses restated using words preschoolers can understand. Repeating Bible verses and phrases while preschoolers engage in everyday activities is a way teachers and parents can help children become familiar with the Bible.

Guiding preschoolers to hear, understand, and apply the messages of Bible verses and passages is the main goal for Bible skill development in the early years. Remembering Bible verses can happen as preschoolers hear Bible verses over and over. The meaning of the verses will take root as the verses are used in the context of everyday life experiences and Bible-related activities.

Bible verses and phrases for preschoolers should contain concrete ideas. "Jesus is the Lamb of God" may be confusing to literal-minded preschoolers, but "Jesus is God's Son" communicates a description of Jesus that is more easily understood.

Preschoolers can learn that the Bible verses they hear are actually in the Bible. When preschoolers are guided to turn Bible pages to locate Bible words and phrases, they are learning about the written Word.

USING BIBLE VERSES WITH YOUNG CHILDREN GIVES ADULTS OPPORTUNITIES TO REINFORCE THE TRUTH THAT THE BIBLE IS A SPECIAL BOOK.

SLURP

DID YOU KNOW?

FIRST PETER 2:3 SAYS THAT WE SHOULD TASTE THAT THE LORD IS GOOD. IN ANCIENT UR, PEOPLE USED STRAWS LIKE THIS ONE SO THEY DIDN'T DRINK TRASH OR INSECTS FLOATING ON TOP OF THE WATER, AND THEY COULD TASTE THE CLEAN WATER UNDERNEATH.

BUILDING BIBLE SKILLS WITH KIDS

Building Bible skills with kids takes place every time children use their Bibles. Consider the many skill development opportunities that might be included in a single Bible study time:

- ◆ As girls and boys gather, they can sort cards naming Old Testament books in one bag and cards naming New Testament books in another bag.
- ◆ Boys and girls identify in which genre of the Bible the story is found. Biblical genres include law, history, poetry and wisdom, prophecy, gospels, and letters.
- ◆ Boys and girls identify in which division of the Bible the story is found. One child reviews Old Testament divisions, such as Law, Old Testament History, Poetry, Major Prophets, Minor Prophets. Another child reviews New Testament divisions, such as Gospels, New Testament History, Paul's Letters, General Letters, Prophecy.
- ◆ Children find the book of the Bible, chapter, and verse where the Bible story is found. They look for the name of a person in the story. The teacher explains that the Bible story is God's Word. The teacher identifies the division of the Bible where the Bible story is located and the genre the story is part of.
- ◆ Children find the memory verse in their Bibles and read it, talk about what it means, then play a game to learn the words of the verse.
- ◆ The teacher guides the children with her Bible open and references the Bible as she teaches.

Ask yourself: "When did children develop Bible skills during this session or experience?"

They worked on Bible skills throughout the entire session!

Every time a child found a reference in his Bible or looked up a verse to discover information, he was practicing Bible skills.

He was becoming more comfortable using his Bible.

He was building on the foundations for lifelong Bible use.

DID YOU KNOW?

ANTONIA FORTRESS (NAMED AFTER HEROD'S FRIEND MARCUS ANTONY) IS THE LIKELY LOCATION WHERE PETER WAS IMPRISONED. THIS IS ALSO LIKELY WHERE JESUS WAS HELD BEFORE HE WAS CRUCIFIED, AND PAUL WAS TAKEN THERE, TOO. THE FORTRESS HAD PASSAGEWAYS THAT CONNECTED IT TO TEMPLE COURTS. IT HAD 3 TOWERS 86 FEET HIGH AND ONE TOWER 120 FEET HIGH. IT WAS THE PLACE WHERE KING HEROD LIVED AND ROMAN TROOPS STAYED.

BUILDING SCRIPTURE MEMORY WITH KIDS


The Bible tells us to hide God's Word in our hearts and to meditate on it day and night so that God can use it to change us and grow us in His will. Psalm 119 is filled with verses that speak toward the importance of God's Word.

Memorizing Bible verses is so much more than "saying the words by heart." Consider these suggested guidelines:

- ♦ Children can build a strong foundation for knowing what the Bible teaches by hearing, saying, and remembering key Bible verses over and over.
- ♦ Children absorb new material gradually. Generally speaking, the younger the child, the fewer verses he can be expected to learn and apply at a time.
- ♦ Children differ in their abilities. Some children can memorize words and grasp meanings quickly; others need additional practice and experience.
- ♦ Children learn by repetition. The more often a Bible verse is used and recalled, the better a child will remember and apply it.
- ♦ Children's learning is enhanced when they are involved in activities. These activities can include singing a verse, acting out the meaning of the verse, matching verses with present-day pictures, and other activities suitable to the age group.
- ♦ Children are more interested in learning when activities are varied and engaging.



DID YOU KNOW?
THE SHOPHAR (ALSO KNOWN AS THE SHOFAR) IS A MUSICAL INSTRUMENT MADE FROM A RAM'S HORN. THE SHOPHAR WAS USED BY THE PRIESTS TO CALL THE PEOPLE TOGETHER. IT WAS ALSO USED AS A WAR TRUMPET.



DID YOU KNOW?
PHILIP DIDN'T WALK—HE RAN TO THE ETHIOPIAN MAN'S CHARIOT TO SPEAK WITH HIM ABOUT JESUS. THIS CHARIOT IS FROM ANCIENT EGYPT.

THE MOST IMPORTANT VERSES TO REMEMBER

The following 75 verses are some important verses for children to hide in their hearts.

- | | |
|-----------------------|--------------------------|
| 1. Genesis 1:1 | 39. Luke 6:37 |
| 2. Genesis 1:27 | 40. Luke 11:9 |
| 3. Genesis 1:31 | 41. Luke 19:10 |
| 4. Exodus 20:12 | 42. John 3:16 |
| 5. Leviticus 22:31 | 43. John 4:24 |
| 6. Deuteronomy 6:5 | 44. John 8:32 |
| 7. Deuteronomy 16:17 | 45. John 13:35 |
| 8. Joshua 24:24 | 46. John 15:12 |
| 9. 1 Chronicles 16:8 | 47. John 15:13 |
| 10. 1 Chronicles 16:9 | 48. Acts 1:8 |
| 11. Job 37:14 | 49. Acts 4:12 |
| 12. Psalm 19:14 | 50. Acts 16:31 |
| 13. Psalm 54:2 | 51. Romans 8:28 |
| 14. Psalm 56:3 | 52. Romans 10:9 |
| 15. Psalm 118:24 | 53. Romans 12:1 |
| 16. Psalm 119:11 | 54. Romans 14:12 |
| 17. Psalm 119:105 | 55. 1 Corinthians 3:16 |
| 18. Psalm 145:9 | 56. 1 Corinthians 4:2 |
| 19. Proverbs 3:5-6 | 57. 1 Corinthians 10:31 |
| 20. Proverbs 8:33 | 58. 1 Corinthians 14:40 |
| 21. Proverbs 15:1 | 59. Ephesians 2:8 |
| 22. Proverbs 20:11 | 60. Ephesians 4:32 |
| 23. Proverbs 22:1 | 61. Ephesians 6:1 |
| 24. Isaiah 6:8 | 62. Philippians 4:13 |
| 25. Isaiah 9:6 | 63. Colossians 3:23 |
| 26. Isaiah 40:8 | 64. 1 Thessalonians 5:18 |
| 27. Isaiah 45:5 | 65. 1 Timothy 4:12 |
| 28. Micah 6:8 | 66. 2 Timothy 1:7 |
| 29. Nahum 1:7 | 67. 2 Timothy 2:15 |
| 30. Malachi 3:10 | 68. 2 Timothy 3:16 |
| 31. Matthew 4:10 | 69. James 1:19 |
| 32. Matthew 5:16 | 70. James 1:22 |
| 33. Matthew 5:44 | 71. 1 Peter 4:9 |
| 34. Matthew 21:22 | 72. 1 John 1:9 |
| 35. Matthew 28:19-20 | 73. 1 John 4:19 |
| 36. Mark 13:31 | 74. 1 John 4:21 |
| 37. Luke 2:52 | 75. Revelation 4:11 |
| 38. Luke 6:31 | |

DID YOU KNOW?
JESUS MIGHT HAVE USED A BASIN LIKE THIS TO WASH HIS DISCIPLES' FEET. THE BASIN WAS FILLED WITH WATER, AND A PERSON'S FOOT WAS PLACED ON THE RAISED PEDESTAL IN THE CENTER TO BE WASHED. THIS BASIN IS ALMOST 2,800 YEARS OLD!



OLD TESTAMENT FOUNDATIONAL BIBLE STORIES

GOD CREATED THE WORLD

Genesis 1:1-2:3

ADAM AND EVE'S SIN

Genesis 2:15; 3

CAIN AND ABEL

Genesis 4:1-16

NOAH AND THE ARK

Genesis 6:5-9:17

ABRAM AND LOT

Genesis 12:1-9; 13

THE SACRIFICE OF ISAAC

Genesis 22:1-18

ISAAC WAS KIND

Genesis 26:12-33

ESAU AND JACOB

Genesis 27-28; 32:1-32;
33:1-4

JOSEPH AND HIS FAMILY

Genesis 37:1-36; 39:1-6; 41:1-45

JOSEPH FORGAVE HIS BROTHERS

Genesis 45:1-15; 50:15-21

BABY MOSES

Exodus 2:1-10

THE ISRAELITES CROSSED THE RED SEA

Exodus 14

THE TEN COMMANDMENTS

Exodus 19:3-6; 20:1-17

THE TABERNACLE

Exodus 35:1,4-20; 36:1-38

JOSHUA AND CALEB OBEYED GOD

Numbers 13-14

JOSHUA AND JERICHO

Joshua 6:1-21

GOD CHOSE GIDEON

Judges 6:12-16; 7:1-8,15-22

SAMSON

Judges 13-16

RUTH'S FAMILY

Ruth 1-4

HANNAH PRAYED

1 Samuel 1:1-18

SAMUEL'S BIRTH AND CALLING

1 Samuel 1:20-28; 3

DAVID AND GOLIATH

1 Samuel 17:12-49

DAVID AND JONATHAN

1 Samuel 18:1-5; 19:1-7; 20:1-42

DAVID ANOINTED KING

2 Samuel 5

SOLOMON AND THE TEMPLE

1 Kings 8:1-61

GOD CARED FOR ELIJAH

1 Kings 17:7-16

GOD HELPED ELIJAH

1 Kings 18:2,18-39

GOD PROTECTED ELIJAH

1 Kings 19

ELISHA AND THE WIDOW

2 Kings 4:1-7

A COUPLE HELPED ELISHA

2 Kings 4:8-17

JOSIAH AND THE LOST SCROLL

2 Kings 22

WORK BEGINS ON THE TEMPLE

Ezra 3

EZRA READ THE LAW

Nehemiah 8:1-12; Ezra 7:6-10

ESTHER

Esther 2-5

JEREMIAH WROTE GOD'S WORDS

Jeremiah 36:1-4,22-24,
27-28,32

PROPHETS TOLD ABOUT JESUS

Isaiah 7:14; 9:6; Micah 5:2

DANIEL OBEYED GOD

Daniel 1:1-20

DANIEL AND THE LION'S DEN

Daniel 6

JONAH

Jonah 1-3



DID YOU KNOW?
DONKEYS WERE USED FOR TRAVELING AND CARRYING HEAVY LOADS. JESUS RODE INTO JERUSALEM ON A DONKEY, FULFILLING A PROPHECY FROM THE BOOK OF ZECHARIAH.




DID YOU KNOW?
ALTHOUGH DAVID FACED A GIANT WITH ARMOR AND WEAPONS, GOD'S POWER LED DAVID TO DEFEAT GOLIATH WITH ONLY A SLINGSHOT AND A STONE—A STONE ABOUT THE SIZE OF A TENNIS BALL!



DID YOU KNOW?
THE GREAT ISAAH SCROLL WAS FOUND IN A CAVE IN QUMRAN. THIS SCROLL IS ABOUT 8.5 INCHES TALL, OVER 24 FEET LONG, AND IS FROM AROUND 125 BC.

NEW TESTAMENT FOUNDATIONAL BIBLE STORIES



DID YOU KNOW?

THIS FRAGMENT SHOWS THE OXYRHYNCHUS (OK-see-RINE-kus) HYMN. IT IS BELIEVED TO BE THE OLDEST CHRISTIAN HYMN TO INCLUDE LYRICS AND MUSICAL NOTES. ARCHAEOLOGISTS ESTIMATE THIS HYMN WAS WRITTEN SHORTLY AFTER JESUS LIVED ON THE EARTH.

ANGELS VISITED MARY AND JOSEPH
Luke 1:26-38; Matthew 1:18-25

JESUS WAS BORN
Luke 2:1-20

SIMEON AND ANNA
Luke 2:25-38

WISE MEN SAW JESUS
Matthew 2:1-12

JESUS WENT TO THE TEMPLE
Luke 2:41-50

JOHN THE BAPTIST
Matthew 3:1-12

JESUS WAS BAPTIZED
Matthew 3:13-17

JESUS WAS TEMPTED
Matthew 4:1-11

JESUS CHOSE TWELVE HELPERS
Matthew 4:18-22; 10:2-4

JESUS TAUGHT ABOUT PRAYER
Matthew 6:5-15

PETER WALKED ON WATER
Matthew 14:22-33

THE RICH YOUNG RULER
Matthew 19:16-29

JESUS FED THE 5,000
John 6:1-15

JESUS HEALED A BLIND MAN
John 9:1-11,35-39

**THE FOUR FRIENDS/
JESUS HEALED PEOPLE**
Mark 2:1-12

JESUS HEALED TEN LEPERS
Luke 17:11-19

JESUS CALMED THE STORM
Matthew 8:23-27

**JESUS AND THE
WOMAN AT THE WELL**
John 4:1-26

JESUS READ THE BIBLE SCROLL
Luke 4:16-28

**JESUS TOLD THE PARABLE
OF THE LOST SON**
Luke 15:11-32

THE GOOD SAMARITAN
Luke 10:25-37

A WOMAN GAVE HER MONEY
Luke 21:1-4

JESUS VISITED MARY & MARTHA
Luke 10:38-42

ZACCHAEUS MET JESUS
Luke 19:1-10

THE TRIUMPHAL ENTRY
Matthew 21:1-11

THE LAST SUPPER
Matthew 26:17-30

JESUS WASHED THE DISCIPLES' FEET
John 13:1-17

JESUS PRAYED IN THE GARDEN
Matthew 26:36-46

CRUCIFIXION AND RESURRECTION
Matthew 27:27-61; 28:1-8

THOMAS BELIEVED
John 20:24-29

BREAKFAST WITH JESUS
John 21:1-13

THE ASCENSION
Acts 1:1-11

THE CHURCH BEGINS
Acts 2:1-40

THE CHURCH GROWS
Acts 2:41-47

THE CHURCH CHOSE LEADERS
Acts 6:1-7

STEPHEN PREACHED
Acts 6:8-15

PHILIP AND THE ETHIOPIAN MAN
Acts 8:26-31,34-35,38-39

SAUL'S CONVERSION
Acts 9:1-20

SAUL TOLD ABOUT JESUS
Acts 9:20-31

PETER AND CORNELIUS
Acts 10:9-43

PETER'S RESCUE
Acts 12:1-17

BARNABAS AND PAUL
Acts 13:13-52

LYDIA LEARNED ABOUT JESUS
Acts 16:11-15

PAUL AND SILAS IN PRISON
Acts 16:16-34

PAUL TAUGHT IN ATHENS
Acts 17:16-34

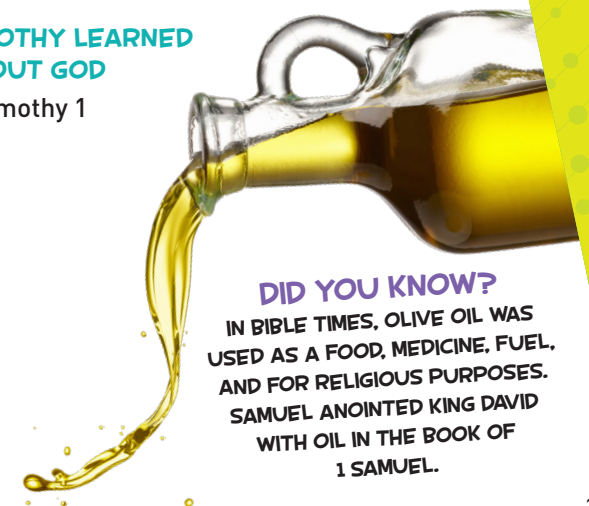
PRISCILLA AND AQUILA
Acts 18

PAUL TAUGHT IN ROME
Acts 28

THE CHURCH IN CORINTH
1 Corinthians 1; 3; 4; 12

THE HOLY SPIRIT
Romans 8:1-17; Galatians 5:22-23

**TIMOTHY LEARNED
ABOUT GOD**
1 Timothy 1



DID YOU KNOW?
IN BIBLE TIMES, OLIVE OIL WAS USED AS A FOOD, MEDICINE, FUEL, AND FOR RELIGIOUS PURPOSES. SAMUEL ANOINTED KING DAVID WITH OIL IN THE BOOK OF 1 SAMUEL.

KNOWLEDGE

SKILLS

APPLICATION

YOUNGER PRESCHOOLERS

OLDER PRESCHOOLERS

YOUNGER KIDS

OLDER KIDS

THE BIBLE'S TEACHING ABOUT SALVATION	Associate God and Jesus with the Bible.	Understand that the Bible tells that God sent Jesus to earth.	Know the Bible tells that God sent Jesus to earth because He loves all people.	Know the Bible tells about God's plan to rescue us.
THE RELIABILITY OF THE BIBLE	Hear that the Bible is a special book.	Know everything in the Bible is true. Understand that God's words in the Bible will never go away.	Understand that Bible truths will last forever.	Understand that the truths in the Bible are without error and will never change.
THE MESSAGE OF THE BIBLE	Hear that the Bible tells about God and Jesus.	Understand that the Bible teaches us what God and Jesus are like.	Know the Bible helps people know more about God, Jesus, and the Holy Spirit.	Know the Bible is God's revelation about Himself and how He rescues and transforms us.
THE INSPIRATION OF THE BIBLE	Hear that God told people to write the Bible.	Learn that God told people what to write in the Bible.	Understand that God told the writers of the Bible what to write.	Understand that the Bible is the only inspired, written Word of God.
THE BIBLE'S TEACHING ABOUT JESUS	Hear that the Bible tells about Jesus.	Hear that the Bible teaches that Jesus lived on earth, died on the cross, God made Him live again, and He is now in heaven.	Know the Bible teaches that Jesus died on a cross, was buried, and was raised from the dead.	Know the Bible teaches God's gift of salvation came through Jesus' sinless life, death, and resurrection.
THE AUTHORITY OF THE BIBLE	Hear that the Bible helps people know what to do.	Understand that the Bible teaches right and wrong. Hear that the Bible teaches people how God wants them to live.	Understand that the Bible teaches people how God wants them to live.	Understand that the Bible teaches people how to live in a way that brings glory to God.
IDENTIFY THE OLD & NEW TESTAMENTS	Know the Bible is a book.	Know there are two main parts of the Bible—the Old Testament and the New Testament.	Locate the two main parts of the Bible—the Old Testament and the New Testament—and identify some books in each part.	Name all the books of the Old Testament and all the books of the New Testament.
PRONOUNCE THE NAMES OF BIBLE PEOPLE & PLACES	Hear names of some of the people in the Bible.	Begin to pronounce the names of people in the Bible. Say the names of some Bible places.	Pronounce some of the names of Bible people, places, and things mentioned in the Bible.	Pronounce most of the names of Bible people, places, and things mentioned in the Bible.
LOCATE THE BOOKS OF THE BIBLE	Touch, hold, and turn the pages of the Bible.	Begin to recognize names of books in the Bible. Open the Bible to a marked (specific) verse or passage.	Locate many books in the Bible without assistance.	Locate all the books of the Bible in a limited time frame.
MEMORIZE BIBLE VERSES	Hear Bible words and phrases. Say some Bible words and repeat short phrases.	Remember and say simple Bible words, phrases, and verses with Bible references.	Memorize individual Bible verses.	Memorize Bible passages and quote individual verses when given the reference.
LOCATE BIBLE VERSES AND PASSAGES	Listen to brief Bible stories. Point to the Bible and pictures of Jesus.	Begin to turn to verse and story references. Remember and retell a familiar Bible story or Bible fact. Begin to understand that a Bible reference includes a book, chapter, and verse.	Recall the contents of specific books. Locate and read specific passages with assistance.	Locate from memory key passages and Bible verses in a limited time frame.
RESEARCH BIBLE AUTHORS	Hear that people in the Bible told about God.	Begin to understand that people wrote God's words in the Bible.	Identify the names of the writers of specific Bible books.	Use Bible study resources to gather information about Bible writers.
NAME BIBLE DIVISIONS (LOCATION)	Hear what happened before and after Jesus was born.	Hear that similar books in the Old and New Testaments are grouped together.	Name the divisions of the Old and New Testaments.	Name the divisions of the Old and New Testaments in a limited time frame and identify books in each division.
NAME/IDENTIFY BIBLE GENRES (WRITING STYLE)	Hear that the Bible includes poems, songs, letters, and stories.	Hear that the Bible has poems, songs, letters, and stories about people and events.	Name the genres of the Bible.	Name the genres of the Bible and identify books in each genre.
RECITE BIBLE BOOKS IN ORDER	Hear the names of Bible books.	Name a few Bible books in order.	Know some of the books of the Bible in order, and pronounce names of some Bible books.	Know and recite all the books of the Bible in order in a limited time frame.
USE BIBLE REFERENCE TOOLS	See the Bible used to tell a story. Help open the Bible. Turn Bible pages.	Begin to use simple tools (printed and digital resources) for Bible discovery. Open the Bible to a Bible book. Find Bible places on a map.	Locate all books of the Bible using the table of contents page. Use other tools for learning from the Bible, including Bible-learning apps, Bible dictionaries, and maps.	Use other resources to enrich Bible skills and knowledge (Bible dictionary, commentary, concordance, atlas, and digital sources).
ASSOCIATE BIBLE PEOPLE WITH SPECIFIC BOOKS	Hear the names of God, Jesus, and some Bible people.	Recall the names of familiar Bible people. Say Bible book names.	Locate the names of prominent Bible people in the books where their stories are recorded.	Correlate prominent Bible people with the books in which their stories are recorded.
APPLY THE BIBLE	Hear Bible verses that relate to everyday activities.	Begin to understand how Bible verses apply to life.	Understand and apply truths from a Bible verse.	Identify and apply biblical principles to personal and social issues.
PRACTICE DAILY BIBLE READING	Hear Bible verses and stories read from a Bible. See and hold a Bible.	Use the Bible at home with family members.	Use the Bible for personal Bible reading.	Establish the discipline of daily Bible reading.
TELL OTHERS ABOUT THE MESSAGE OF THE BIBLE	Help open the Bible. Say the word <i>Bible</i> .	Learn when, where, and how to tell others about God and Jesus. Use the Bible at church, home, and other places to tell about God and Jesus.	Know how to use the Bible to tell someone about God and Jesus.	Tell others the meaning of a verse or passage. Know how to use the Bible to tell someone the gospel.

CHOOSING A CHILD'S BIBLE

A Bible is one of the most valuable tools you can provide for your child to aid in her spiritual development. The value of the Bible you choose is not dependent upon its cost. The Bible's value lies in the fact that it is God's Word. Choose a Bible that will last for several years. As your child grows, she may need a Bible more suitable for her age. Your child may benefit from having two different Bibles—one to have as a preschooler and one to use while in elementary school.

GUIDELINES FOR SELECTING A CHILD'S BIBLE

- 1 SIZE.** The Bible should be large enough for the child to hold easily, but not too large or heavy to carry.
- 2 FULL-TEXT.** Preschoolers and school-age children alike need to know that both testaments are included in the Bible and are equally important. Choose a complete Bible. Bible storybooks are great to use at home as a companion resource to the full-text Bible.
- 3 USER-FRIENDLY.** The Bible should be easy to use. Consider purchasing a Bible that contains a table of contents to assist school-age children in locating hard-to-find books and verses in the Bible.
- 4 REALISTIC ILLUSTRATIONS.** Pictures in the Bible can reinforce that people and stories in the Bible are real and true.
- 5 TRANSLATION.** Choose a complete translation of the biblical text rather than a paraphrase. The best Bible translations for children combine reliability with readability, such as the CSB®.
- 6 STUDY HELPS.** School-age children may wish to know more about the customs or lifestyles of the people in the Bible. Many Bibles include great maps and other study helps.
- 7 DURABILITY.** Make sure the cover is of good quality. Consider purchasing a Bible carrying case that will protect and add length to the life of a child's Bible.
- 8 YOUR CHILD'S INPUT.** Allow your school-age child to help select the color or cover design of his Bible. Personalizing your child's name on the outer cover or inscribing the inside cover will give your child a feeling of ownership.


DID YOU KNOW?

THE HOLY SPIRIT TOLD OVER 40 AUTHORS WHAT TO WRITE IN THE BIBLE. AUTHORS INCLUDE SHEPHERDS, FISHERMEN, FARMERS, AND KINGS.



CSB® READ TO ME BIBLE

Easy-to-read and easy-to-use, the CSB® Read to Me Bible offers a single-column format and special features such as full-color realistic Bible story illustrations that make it a perfect choice for kids ages 0-8, whether in the classroom, at church, or at home with the family. 9781433648847 \$9.99




CSB® KIDS BIBLE

This CSB® Kids Bible offers young readers an exciting approach to Bible study. Dozens of full-color pages are filled with study helps that will expand kids' Bible knowledge and help them connect to the people, places, and events they are learning about. Perfect for using at home, church, and school, the CSB® Kids Bible is a Bible that will grow with your kids as they grow in Christ. 9781462777679 \$19.99




HOLMAN ILLUSTRATED BIBLE DICTIONARY FOR KIDS

The Holman Illustrated Bible Dictionary for Kids helps children ages 5 to 10 better understand more than 750 Bible terms through vivid design and clear, concise definitions. More than 500 of the featured words are paired with full-color photographs, illustrations, maps, or reconstructions to enhance comprehension. 005268545 \$14.99



CSB® DEFEND YOUR FAITH BIBLE

This four-color, apologetics kids Bible offers hundreds of features to intrigue and challenge young readers. Part of the successful Apologetics Study Bible line, the CSB® Defend Your Faith Bible introduces apologetics to elementary-aged kids and equips them to understand what they believe, why they believe it, and how to defend it. 9781433649011 \$29.99



CSB® ESSENTIAL TEEN STUDY BIBLE

The CSB® Essential Teen Study Bible can give you all the tools you need to tackle this life and learn to live it God's way. Filled with hundreds of study helps and 146 devotions written especially for teens, this fully designed, four-color Bible will help you apply God's Word each day and connect with Him as never before. 9781433648830 \$9.99



BIBLE TIMELINE FOR KIDS

The Bible Timeline for Kids gives kids a fun, creative way to visualize when events in biblical books occurred and aids children in placing biblical events into historical context. 005811866 \$24.99



DID YOU KNOW?
IT'S NEVER TOO EARLY TO PURCHASE A FULL-TEXT BIBLE FOR YOUR CHILD!

Lifeway kids

kidsministry.lifeway.com



ITEM 005835419